



THE UNIVERSITY OF
WESTERN AUSTRALIA

crime

RESEARCH

centre

Children's Court Appearances

Western Australia 2006



JA Fernandez
N S N Loh
M G Maller
M R J Walsh

CRIME RESEARCH CENTRE
The University of Western Australia

35 Stirling Hwy, Crawley
Western Australia, 6009
Telephone: +61 86488 2830
Facsimile: +61 86488 7918
Email: crime.research@uwa.edu.au

Director
Dr Frank Morgan

Authors

John Fernandez, Senior Research Officer, Crime Research Centre, The University of Western Australia
Nini Loh, Senior Research Officer, Crime Research Centre, The University of Western Australia
Max Maller, Principal Research Analyst, Crime Research Centre, The University of Western Australia
Matt Walsh, Computing Assistant, Crime Research Centre, The University of Western Australia

Citation Instructions

Fernandez, J.A., Loh, N.S.N., Maller, M.G., & Walsh, M.R.J. (2010). *Children's Court Appearances, Western Australia 2006*. Annual Statistical Report Series No. 6/2010. Crime Research Centre, University of Western Australia.

Contents

| | |
|---------------|----|
| Preface | iv |
|---------------|----|

Children's Court Appearances 2006

| | | |
|-------------------|--|----|
| 1 | Introduction..... | 1 |
| 2 | Trends in Children's Court Activity, 1994-2006..... | 3 |
| 3 | Distinct Persons Dealt with by the Court..... | 4 |
| 4 | Final Appearances in the Children's Court..... | 8 |
| 5 | All Offence Counts | 9 |
| 6 | Juvenile Detention | 12 |
| 7 | Referrals to Juvenile Justice Teams | 14 |
| | Supplementary Tables - Children's Court Appearances..... | 15 |
| Appendix A | Australian Standard Offence Classification..... | 37 |
| Appendix B | Draft Seriousness Index..... | 42 |
| Appendix C | Glossary of Terms | 47 |

Preface

This Statistical Report examines children's court appearances in Western Australia during 2006 and is the sixth in a series of online statistical reports allowing access to a wide range of criminal justice information.

This series is made possible by the co-operation of the Western Australia Police Service, Department of the Attorney General, and Department of Corrective Services. The goodwill and constructive working relationships between the Centre and these organizations has ensured the continuing production of its statistical report series for nearly two decades.

Within the Centre, this series is the product of teamwork, patience and a commitment to collecting, collating and analyzing data. The meticulous tasks of data validation and extraction, producing statistics, and assembling the report were the responsibilities of John Fernandez, Anna Ferrante, Nini Loh, Max Maller, Matt Walsh and Wendy Wrapson.

Frank Morgan
Director
Crime Research Centre

1

Introduction

Children's Court decisions and related juvenile justice matters in Western Australia are recorded by the Department of the Attorney General and the Department of Corrective Services in computerised systems, such as the CHIPS system (Children's Court and Petty Sessions). The CHIPS system includes information about the age, sex and ethnicity of juvenile court defendants, offences charged, court location, court outcome and penalties/sentences (if any). Also included are details about plea, legal representation, access to bail, outcomes other than conviction (e.g. acquittals) and intermediate decisions of cases not yet finalised.

Data for this Report have been extracted on the basis of matters finalised by the Children's Court during the calendar year. Details of acquittals, dismissals and withdrawals have also been included, where available¹. Detailed statistics are presented for distinct persons², for all final appearances³ and for all offence counts finalised by the court. In the case of all offence counts, a record is provided for each offence dealt with, including multiple incidents of the same offence type, if there were more than one.

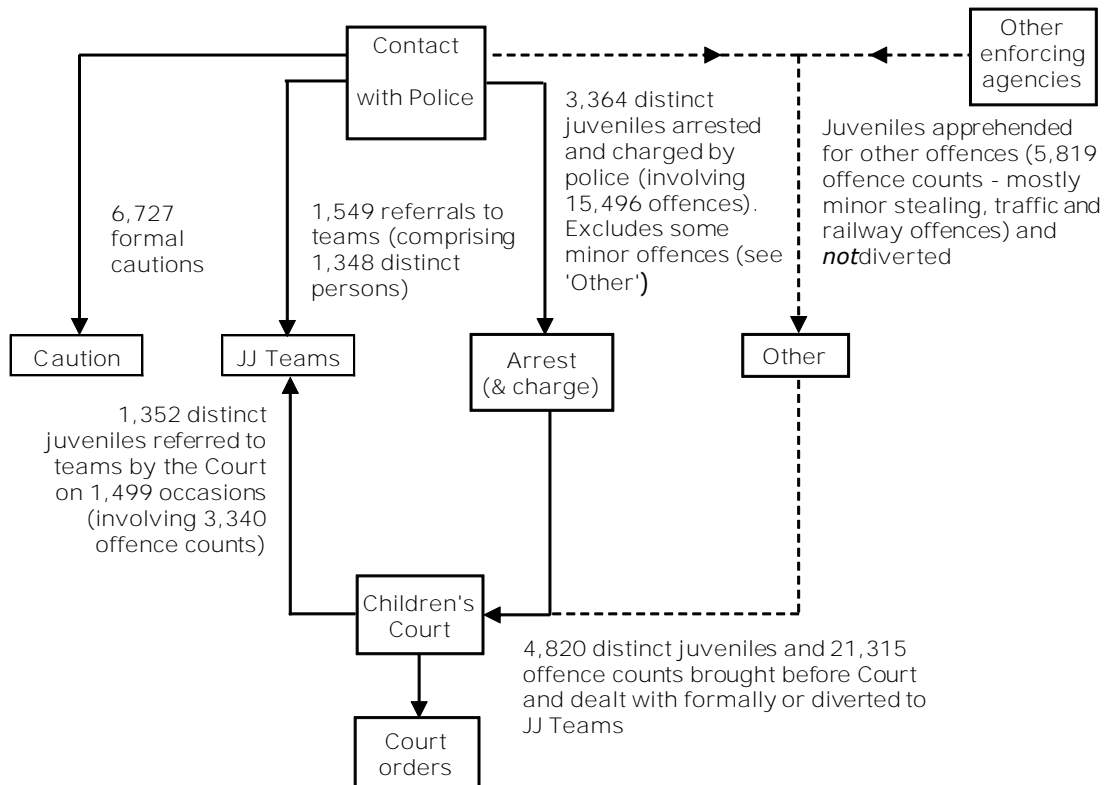
Some information about referrals to juvenile justice teams is also provided in this Chapter. Juvenile justice teams were formally established in March 1995 by the *Young Offenders Act 1994*. The teams operate with the intention of diverting young offenders away from the criminal justice system. They deal only with children who acknowledge the offence and have been referred by either the police or the courts⁴.

1. *These were unavailable prior to 1995.*
2. *Our counting rule for distinct persons is such that if an individual appears before the courts on more than one occasion during the year, we count this person only once. For each distinct person, we select and describe the offence which attracted the most serious result (ranked as follows: conviction, then referral, then all others including acquittal). If there is more than one offence attracting this result, the most serious offence is selected (based on the CRC Seriousness Index – see Appendix B).*
3. *Our counting rule for final appearances is such that if an individual appears before the courts on more than one occasion during the year for different offences, we count them each time a set of different charges is finalised. For each final appearance, we select and describe the offence attracting the most serious result (as per the criteria for distinct persons).*
4. *The teams work on a restorative justice model, that is, they attempt to resolve matters between the offender and the victim(s) through negotiations at family group conferences. Juveniles who fail to comply with the terms specified by the teams are dealt with by the original referring agency. Under some circumstances, the teams may reject a referral. Generally, these are instances where either the offence or the circumstances of the offence are considered too minor, or the juvenile is a first-offender and a caution is considered more appropriate, or the juvenile no longer acknowledges the offence or chooses to have the matter dealt with by some other means.*

As with cautioning, children appearing before the teams are not formally 'arrested' by the police (therefore, they are not included in the arrest statistics. When a matter is referred to the teams by the police, the related charges are considered to be 'pending'. In the event of a successful resolution, no charges are laid against the offender. However, if the teams are unable to negotiate a solution, the matter is returned to the police where decisions are made as to whether to lay charges, caution the juvenile or proceed by some other means. Similarly, when police formally caution a juvenile for a minor offence, no charge is laid against the offender nor is the matter brought before the Court or the teams. A caution is not a conviction and therefore does not appear in official arrest records or in the court records described here.

The main elements of the juvenile justice system in Western Australia are illustrated in Figure 1. Note that cautioning and referrals to juvenile justice teams are the diversionary elements of the system (and are targeted at less serious offenders), while police arrest and court processing are generally reserved for more serious offenders.

Figure 1: Main elements of the juvenile justice system in Western Australia, 2006



As the figure shows, juveniles may be referred to teams either by the police or by the courts. In 2006, there were 2,700 distinct individuals referred to the teams – 1,348 from police and 1,352 from the courts (see section 7 for more details).

2

Trends in Children's Court Activity, 1994-2006

Table 1 shows that the number of individuals (and offences) dealt with by the Court has declined substantially in the last decade, largely as a result of the introduction of diversionary schemes such as the formal cautioning system (introduced in 1991) and referrals to juvenile justice teams (formally enacted in 1995). It is estimated that the number of offence counts and distinct individuals formally dealt with by the Children's Court (*excluding* the Panel and referrals to teams) fell by more than 60% during the early 1990s⁵. Since then, movements in these figures have been more modest and no discernable trend is evident; in 2006 the offence counts increased by 13.0% and the number of distinct juveniles involved increased by 12.8%, compared with the figures in 2005.

Table 1: Trends in juvenile convictions, 1994–2006


| Year | <i>Distinct juveniles</i> | | | | <i>All offence counts</i> | | | |
|-------------|---------------------------|--------------|-------|--------|---------------------------|--------------|-------|---------|
| | Convicted | JJT referral | Other | Total | Convicted | JJT referral | Other | Total |
| 1994 | 4,181 | *2,042 | na | 6,229+ | 19,593 | *3,723 | na | 23,323+ |
| 1995 | 2,813 | 1,634 | 351 | 4,798 | 12,421 | 3,914 | 1,165 | 17,500 |
| 1996 | 3,343 | 998 | 199 | 4,540 | 14,252 | 2,340 | 1,437 | 18,029 |
| 1997 | 2,711 | 1,086 | 137 | 3,934 | 12,704 | 2,912 | 1,174 | 16,790 |
| 1998 | 3,067 | 954 | 134 | 4,155 | 14,535 | 2,974 | 732 | 18,241 |
| 1999 | 3,245 | 878 | 91 | 4,214 | 14,718 | 3,075 | 928 | 18,721 |
| 2000 | 3,057 | 887 | 54 | 3,998 | 13,118 | 3,083 | 552 | 16,753 |
| 2001 | 2,830 | 870 | 42 | 3,742 | 12,595 | 3,089 | 616 | 16,300 |
| 2002 | 2,701 | 795 | 52 | 3,548 | 11,694 | 2,921 | 409 | 15,024 |
| 2003 | 2,960 | 827 | 47 | 3,834 | 12,829 | 2,646 | 704 | 16,179 |
| 2004 | 3,071 | 794 | 57 | 3,922 | 13,002 | 2,561 | 792 | 16,355 |
| 2005 | 3,400 | 800 | 72 | 4,272 | 15,242 | 2,844 | 776 | 18,862 |
| 2006 | 3,751 | 978 | 91 | 4,820 | 16,839 | 3,266 | 1,210 | 21,315 |

*Prior to the establishment of juvenile justice teams in 1995, young offenders could be dealt with by the Children's Panel.

5. Refer to earlier Reports, in particular *Crime and Justice Statistics for WA: 1994 and Crime and Justice Statistics for WA: 1997* for more detailed descriptions of these trends.

3

Distinct Persons Dealt with by the Court



In 2006, 4,820 distinct juveniles were dealt with by the Children's Court, an increase of 12.8% on 2005 figures. One fifth (20.0% or 966) of juveniles were females and 40.5% (or 1,954) were Indigenous. However, in 590 cases (12.2%), information about Indigenous status could not be obtained⁶.

A total of 21,315 offences were finalised by the Court on 7,233 occasions (that is, final appearances), at an average of 4.4 offence counts per person.

More than a half (54.7%) of distinct persons had their cases heard in Perth. Thirty-nine per cent of Indigenous juveniles and more than two thirds (68.2%) of non-Indigenous juveniles were dealt with by the Perth Court⁷.

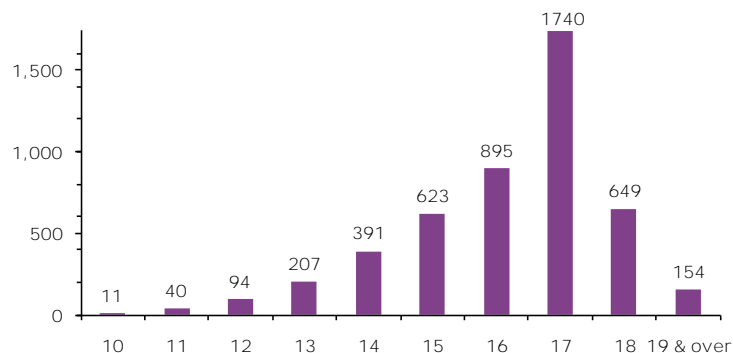
The age distribution of distinct persons appearing before the Children's Court is shown in Figure 2. While over one seventh (15.4%) were 14 years old or younger, less than a half (46.9%) were 16 years old or younger. Those aged 17 years made up the largest age group (36.1%). There were also some offenders (16.7%) who were aged 18 years or older at the time of the hearing but who were either under 18 at the time of the offence or were adults subject to a Children's Court order made while still a child.

The mean age of distinct persons dealt with by the Court was 16.1 years (standard deviation = 1.6 years). However, Indigenous juveniles were younger than non-Indigenous juveniles appearing before the Court. The mean age of Indigenous juveniles was 15.6 years (sd=1.8) as compared to 16.4 years for non-Indigenous juveniles (sd=1.4). The mean age of females was 16.0 years (sd=1.5) and males was 16.2 years (sd=1.6).

6. *The recording of the ethnicity of juvenile defendants into the CHIPS system has been incomplete since the system's inception. In 1994, almost one third of cases did not contain information on the Indigenous status or ethnic background of the juvenile involved. By 2000, this level had increased to 49.4%. However, using the Crime Research Centre's linked database, the proportion of persons without any ethnicity details has been reduced to 12.2% in 2006. Refer to the introductory section of Adult Court Records for more information about this process.*

7. *Note that many of the people dealt with in Perth were from various country and outer-metropolitan areas.*

Figure 2: Age of distinct persons dealt with by the Children's Court, 2006



Note: 16 cases of unknown age are excluded

3.1 Major Offence of Distinct Persons dealt with by the Court

The most frequent offences with which distinct juveniles in the Children's Court were charged in 2006 were offences against the person (38.9% – mostly assault, driving under the influence and dangerous or negligent driving), burglary and theft offences (27.6%), traffic/vehicle offences (13.0%), good order offences (10.7% – mostly resist or hinder police officer and trespass), property damage offences (5.2%), drug offences (3.2% – the majority of these were possession and deal/traffic offences) and sundry other offences (1.4%).

Figure 3 shows the distribution of the most serious offence (major offence group only) of distinct persons dealt with by the Children's Court.

Figure 3: Distinct juveniles dealt with by the Children's Court by most serious offence, 2006

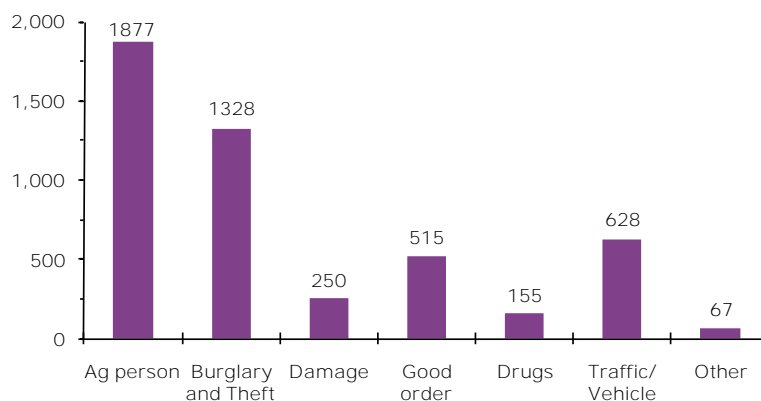


Table 15 describes the most serious offence committed by males and females, by Indigenous status and age group. There was some variation in offences committed by males and females, for example, 16.3% of females were charged with traffic/vehicle offences – compared with 12.1% of males; and 12.2% of females were charged with good order offences – compared with 10.3% of males. More significant variations are noted in offences committed by Indigenous and non-Indigenous juveniles. For example, 40.5% of Indigenous juveniles were charged with burglary/theft offences – compared with 23.2% of non-Indigenous juveniles. In contrast, 39.4% of non-Indigenous juveniles were charged with offences against the person – compared with 32.4% of Indigenous juveniles; and 13.0% of non-Indigenous juveniles were charged with traffic/vehicle offences – compared with 6.2% of Indigenous juveniles.

3.2 Court Outcomes and Penalties

For the purposes of this report, Children's Court outcomes were grouped into five broad categories:

- dropped (where the matter is withdrawn or no evidence is offered);
- guilty/convicted (where the matter is heard by the Court and results in conviction);
- not guilty (where the matter results in acquittal or is dismissed *without* conviction);
- JJT (where the matter is referred to a juvenile justice team by the Court); and
- other (miscellaneous outcomes e.g. where no order is made).

In 2006, the Court "convicted" 3,751 (77.8%) distinct persons. This means that seven in eleven juveniles either pleaded guilty or were found guilty by the Court and had a record of their conviction recorded. One fifth of juveniles (978 or 20.3%) were referred to juvenile justice teams after consideration by the Court (see Figure 1 and also Table 1)⁸. Other court outcomes were: 0.1% (4) juveniles who were found not guilty, 0.6% (27) who had charges dropped and 1.2% (56) who received miscellaneous other outcomes.

Non-custodial sentences were the most frequent penalties imposed by the court following conviction – accounting for 40.3% of all sanctions in 2006⁹. Fines constituted almost one third (33.1%) of penalties imposed on distinct juveniles and dismissals accounted for 14.0% (see Table 2)¹⁰. The proportion of distinct juveniles placed in custody in 2006 was 12.6%.

Table 2 also shows that penalties varied considerably, depending on the sex and Indigenous status of the juvenile. Females were more likely than males to be dealt with by way of dismissal or non-custodial sentences and very much less likely to be placed in custody. Note that Table 2 excludes eight cases of unknown penalty.

Table 2: The most serious penalty by sex and Indigenous status – distinct persons, 2006

| Penalty | All | Sex | | Indigenous status | | |
|--------------|--------------|--------------|--------------|-------------------|----------------|--------------|
| | | Males | Females | Indigenous | Non-Indigenous | Unknown |
| | % | % | % | % | % | % |
| Dismissed | 14.0 | 13.3 | 16.7 | 12.1 | 16.9 | 11.0 |
| Fine | 33.1 | 33.5 | 31.4 | 16.1 | 33.6 | 78.7 |
| Non-custody | 40.3 | 39.1 | 45.1 | 51.6 | 39.8 | 10.3 |
| Custody | 12.6 | 14.1 | 6.9 | 20.2 | 9.7 | 0.0 |
| Total | 100.0 | 100.0 | 100.0 | 100.0 | 100.0 | 100.0 |

8. In the event of a referral, if the child completes the team agreement, then the matter is completely dismissed by the Court (with no conviction and no official record), otherwise; the child returns to the Court to be dealt with formally.

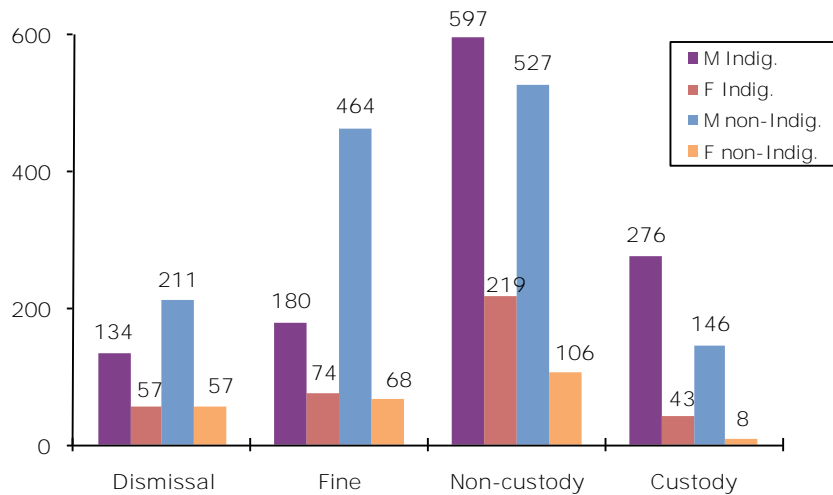
9. Five penalty categories have been used:
 * dismissed (meaning dismissal with conviction);
 * fines;
 * non-custodial orders (e.g. community based orders, combined orders, good behaviour bonds,
 * suspended sentences, etc.);
 * custodial orders (detention, governor's pleasure, conditional release orders);
 * other (e.g. loss of motor driver's licence, restitution, compensation).

10. Dismissals here refer to those with conviction. Note that these can and do include situations where an undertaking has or is to be given or where time in custody on remand has been taken into account.


Figure 4 shows the penalties imposed upon the different sex-Indigenous status groups. With respect to males, Indigenous juveniles were more likely than non-Indigenous juveniles to be placed in custody (23.3% compared with 10.8%) but less likely to be fined (15.2% compared with 34.4%). For females, Indigenous juveniles were more likely than non-Indigenous juveniles to receive custodial order (10.9% compared with 3.3%) but less likely to be fined (18.8% compared with 28.5%).

Table 17 summarises penalties for distinct persons broken down by sex and Indigenous status. Table 18 summarises penalties by the most serious offence charged for males and females by Indigenous status, where known.

Figure 4: Sex and Indigenous status of distinct persons dealt with by the Children's Court by most serious penalty, 2006



Note: 576 cases of unknown sex or Indigenous status and 8 cases of unknown penalty are excluded.



Final Appearances in the Children's Court

There were 7,233 final appearances in the Children's Court in 2006, an increase of 9.9% on 2005 figures (6,579 appearances). Female offenders accounted for 18.8% of final appearances and Indigenous offenders accounted for 47.5%. Offenders of unknown Indigenous status accounted for 8.5% of final appearances.

More than three quarters (76.5%) of all final appearances resulted in conviction. In a further 19.2% of appearances, the offenders (and related offences) were referred to juvenile justice teams.

On occasions where the most serious outcome for the appearance was conviction, the most frequent penalty imposed by the Court were: non-custodial sentences (39.0%), fines (29.0%), dismissals (21.0%) and custodial sentences (11.0%)¹¹.

As Table 3 shows, females were more likely to receive a non-custodial sentence following conviction (44.3%) than males (37.8%). Males were more likely to receive a custodial sentence following conviction (12.2%) than females (6.0%). Indigenous juveniles were less likely to be fined (15.4%) than non-Indigenous juveniles (32.5%) but more likely to be placed in custody (15.5%, compared with 8.5%).

Table 3: Penalty by sex and Indigenous status – all final appearances, 2006

| Penalty | All % | Sex | | Indigenous status | | |
|--------------|--------------|--------------|--------------|-------------------|---------------------|--------------|
| | | Males % | Females % | Indigenous % | Non-Indigenous % | Unknown % |
| Dismissed | 21.0 | 20.6 | 22.4 | 22.3 | 22.0 | 10.9 |
| Fine | 29.0 | 29.3 | 27.3 | 15.4 | 32.5 | 78.8 |
| Non-custody | 39.0 | 37.8 | 44.3 | 46.8 | 37.0 | 10.2 |
| Custody | 11.0 | 12.2 | 6.0 | 15.5 | 8.5 | 0.0 |
| Total | 100.0 | 100.0 | 100.0 | 100.0 | 100.0 | 100.0 |

Table 4 summarises the penalties by major offence group. A non-custodial penalty was the most frequent sanction for burglary/theft and property damage offences. A fine was the most frequent sanction for offences against the person (40.1% - mostly for driving under the influence of alcohol or drugs and dangerous or negligent driving) and traffic/vehicle offences (58.5%).


Table 4: Offence type by penalty – all final appearances, 2006

| Offence | Dismissed | Fine | Non- custody | Custody | Total |
|--------------------|-----------|------|-----------------|---------|--------------|
| | % | % | % | % | % |
| Against the person | 12.8 | 40.1 | 31.7 | 15.3 | 100.0 |
| Burglary/Theft | 20.7 | 9.0 | 53.4 | 16.9 | 100.0 |
| Property damage | 27.8 | 17.0 | 50.3 | 4.9 | 100.0 |
| Good order | 41.0 | 20.0 | 37.3 | 1.7 | 100.0 |
| Drugs | 33.8 | 27.2 | 34.4 | 4.6 | 100.0 |
| Traffic/Vehicle | 17.1 | 58.5 | 24.4 | 0.0 | 100.0 |
| Other | 20.8 | 16.7 | 55.6 | 6.9 | 100.0 |

11. See footnote 10.

5

All Offence Counts



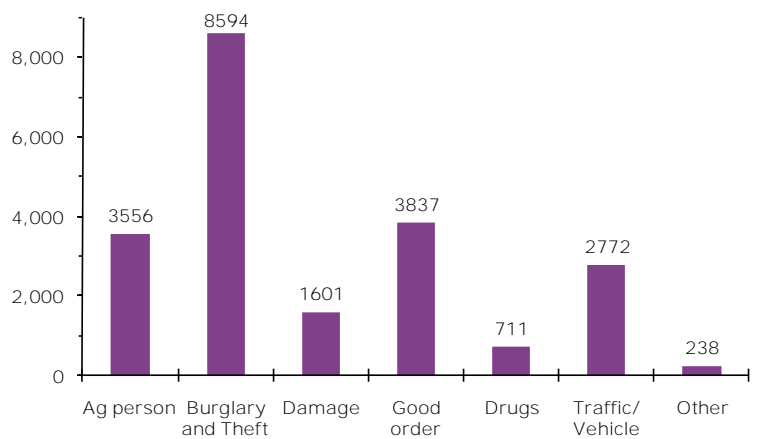
There were 21,315 offence counts finalised by the Court in 2006, an increase of 13.0% on 2005 figures. Almost one in six (16.2% or 3,457) offences was committed by females and five in six offences (83.6% or 17,813) were committed by males. In 57.0% of cases, the offences were committed by Indigenous juveniles, and in 38.7% of cases, by non-Indigenous juveniles. However, Indigenous status was not recorded in 4.3% of cases.

Indigenous status and age-group breakdowns of all finalised offence counts are detailed in Table 10a for males and Table 10b for females.

More than a half of finalised offence counts (51.4%) were dealt with in Perth¹². Remaining offences were dealt with by courts in regional areas: 11.0% South Eastern, 10.6% Central, 7.5% Pilbara, 6.9% South West, 6.2% Kimberley, 4.0% Great Southern and 2.4% Midlands.

Unlike distinct persons, and as shown in Figure 5, the most frequent types of offences were burglary and theft offences (40.3%) followed by good order offences (18.0%), offences against the person (16.7%), traffic/vehicle offences (13.0%), property damage (7.5%), drug offences (3.3%) and sundry other offences (1.1%).

Figure 5: All finalised offence counts by Children's Court by major offence group, 2006



Note: 6 cases of unknown offence group are excluded

12. Note that many of those charges heard in Perth were committed in various country and outer-metropolitan areas.

Four fifths (79.0% or 16,839) of finalised offence counts resulted in conviction by the Court. A further 15.3% (3,266) of offence counts were referred to juvenile justice teams and 1.3% (269) of offence counts were dropped. A breakdown of court outcomes by sex and Indigenous status is provided in Table 11. For those offence counts where conviction resulted, the penalties imposed are summarised in Table 12.

The penalty profile for all offence counts is rather different from that found for distinct persons; with many more offences being dealt with by means of a custodial sentence (refer Table 5). For example, while 12.6% of distinct persons were placed in detention (refer Table 2), 18.8% of offences resulted in a custodial outcome. This indicates that a small group of offenders committed many offences which resulted in the application of the severest penalty available to the Court.

Table 5 shows that almost one fifth (18.8%) of all convicted offence counts resulted in a custodial penalty, but this varied by sex and Indigenous status. While one in five (20.5%) of offences committed by males received a custodial penalty, fewer offences by females received such a penalty (9.2%). More than one fifth (23.3%) of convicted offence counts against Indigenous juveniles resulted in a custodial sentence, as compared with almost one seventh (13.8%) for non-Indigenous juveniles.

Table 5: Penalty by sex and Indigenous status – all conviction counts, 2006

| Penalty | All | Sex | | Indigenous status | | |
|--------------|--------------|--------------|--------------|-------------------|----------------|--------------|
| | | Males | Females | Indigenous | non-Indigenous | Unknown |
| | % | % | % | % | % | % |
| Dismissed | 21.4 | 21.3 | 21.8 | 22.2 | 21.1 | 13.1 |
| Fine | 18.0 | 17.7 | 19.1 | 9.5 | 24.1 | 75.7 |
| Non-custody | 41.9 | 40.5 | 49.9 | 45.0 | 41.0 | 11.2 |
| Custody | 18.8 | 20.5 | 9.2 | 23.3 | 13.8 | 0.0 |
| Total | 100.0 | 100.0 | 100.0 | 100.0 | 100.0 | 100.0 |

Table 6 summarises the penalties by major offence group. A non-custodial penalty was the most frequent sanction for most offence types. However, significant proportions of offence counts for against the person (30.5%) and traffic/vehicle (48.3%) offences resulted in a fine.

Table 6: Offence type by penalty – all conviction counts, 2006

| Offence | Dismissed | Fine | Non-custody | Custody | Total |
|--------------------|-----------|------|-------------|---------|--------------|
| | % | % | % | % | % |
| Against the person | 12.7 | 30.5 | 31.6 | 25.3 | 100.0 |
| Burglary/Theft | 17.5 | 5.8 | 47.3 | 29.4 | 100.0 |
| Property damage | 24.8 | 7.8 | 55.0 | 12.4 | 100.0 |
| Good order | 34.8 | 11.9 | 46.1 | 7.1 | 100.0 |
| Drugs | 33.6 | 19.9 | 41.1 | 5.5 | 100.0 |
| Traffic/Vehicle | 21.9 | 48.3 | 27.9 | 1.9 | 100.0 |
| Other | 23.7 | 9.2 | 53.2 | 13.9 | 100.0 |

Note: 10 cases of unknown penalty and 1 case of unknown offence are excluded

Figure 6 shows the penalties for against the person offence counts, by Indigenous status. Once convicted, three in ten offence counts (30.5%) for against the person offences resulted in a fine (comprising 32.2% of non-Indigenous juveniles and 11.9% of Indigenous juveniles); 31.6% received a non-custodial penalty (39.0% of Indigenous juveniles and 31.5% of non-Indigenous juveniles); 25.3% received a custodial sentence (36.6% of Indigenous juveniles and 20.9% of non-Indigenous juveniles); and 12.7% were dismissed (15.4% of non-Indigenous juveniles and 12.6% of Indigenous juveniles).

Figure 6: Penalties for against the person offences by Indigenous status, 2006

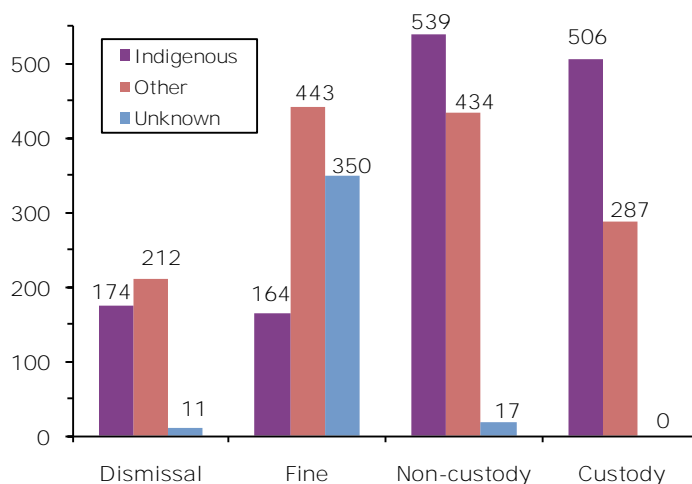
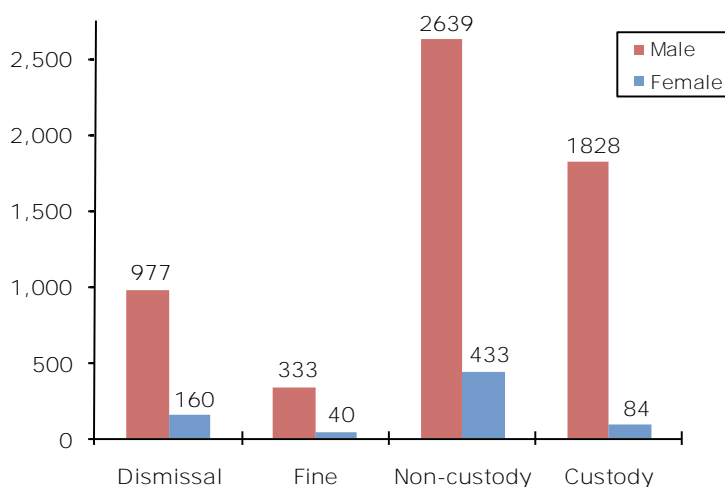


Figure 7 shows penalties applied to burglary offences, by the sex of the offender. Males convicted of these offences were more likely to receive a sentence of detention than females (31.6% of males compared with 11.7% of females). Females were more likely to be dealt with by way of dismissal than males (22.3% compared with 16.9%). Non-custodial orders, which made up 47.3% of sentences, were more likely to be issued to females (60.4%) than to males (45.7%).

Figure 7: Penalties for burglary and theft offences, by sex, 2006



Note: 2 cases of unknown sex and 3 cases of unknown penalty are excluded

6

Juvenile Detention

National data on the number of juveniles held in juvenile detention centres are published by the Australian Institute of Criminology (AIC). State-based statistics for 2006 are presented in Table 7, which includes the number of juveniles in custody, the rate of incarceration of juveniles (per 100,000 persons aged 10-17 years), male and female rates, Indigenous and non-Indigenous rates, and a ratio of the level of over-representation of Indigenous to non-Indigenous juveniles in juvenile detention. These are census-based figures providing a snapshot of juveniles incarcerated on 30 June 2006, some caution should be used in interpreting these numbers.

In 2006, the Western Australian juvenile incarceration rate was 46.6 per 100,000 juvenile persons – higher than all other States except Tasmania and the Northern Territory and 1.6 times higher than the national rate. Western Australia also had one of the highest rates of Indigenous juveniles detention (503 per 100,000) compared with 16 per 100,000 for non-Indigenous juveniles. In terms of over-representation, the WA juvenile detention rate of Indigenous juveniles was 32 times the detention rate of non-Indigenous juveniles.

Table 7: Census of persons aged 10-17 on 30 June 2006 in juvenile detention by jurisdiction

| Juvenile detention | NSW | Vic | Qld | WA | SA | Tas | NT | ACT | Aust |
|---------------------------|-------------|-------------|-------------|-------------|-------------|------------|-------------|-------------|-------------|
| As at 30 June 2006 | | | | | | | | | |
| N | 256 | 38 | 137 | 107 | 41 | 30 | 25 | 17 | 651 |
| Rate per 100,000 pop | 35.0 | 7.1 | 29.9 | 46.6 | 25.2 | 54.6 | 97.5 | 48.6 | 29.1 |
| Male rate | 65.0 | 11.3 | 53.1 | 83.2 | 46.6 | 95.5 | 179.6 | 72.5 | 52.4 |
| Female rate | 3.4 | 2.7 | 5.4 | 8.0 | 2.5 | 11.2 | 8.2 | 23.5 | 4.6 |
| Indigenous rate | 408.1 | 73.2 | 237.0 | 503.0 | 231.4 | 206.7 | 214.7 | 663.7 | 315.1 |
| Non-Indigenous rate | 18.0 | 6.2 | 15.4 | 15.8 | 17.8 | 43.0 | 6.9 | 32.3 | 15.1 |
| Ind:Non-Ind ratio | 22.7 | 11.8 | 15.4 | 31.9 | 13.0 | 4.8 | 31.0 | 20.6 | 20.9 |

Source: *Juveniles in Detention in Australia: 1981-2007 – Australian Institute of Criminology.*

Trends in juvenile detention rates for each state, for the years 1990 through 2006, are presented in Figure 8.

Figure 8: Census of persons aged 10-17 in juvenile detention by jurisdiction, 1990–2006 (rate per 100,000 population)



Source: Compiled from figures from several Australian Institute of Criminology publications – *Persons in Juvenile Corrective Institutions 1990-1995*; *Persons in Juvenile Corrective Institutions Nos 75 and 79*; *Juveniles in Corrective Institutions Australia, 1981-1998*; *Persons in Juvenile Corrective Institutions 1981-2000 – with a Statistical Review of the Year 2000*; *Juveniles in Detention in Australia: 1981-2007*.

7

Referrals to Juvenile Justice Teams

Data on referrals to juvenile justice teams have been extracted from two sources:

- (i) police records (that is, referrals made by the police and recorded in the police cautioning database), and
- (ii) Children's Court records (that is, referral decisions made by the Court).

In 2006, there were 1,549 referrals from the police (1,348 distinct persons) and 1,499 referral "appearances" from the Court (involving 1,352 distinct persons and accounting for 3,340 offences)¹³. Compared with the 2005 figures, the number of juveniles referred by the police has increased by 1.6%, while the number of juveniles referred by the Court has increased by about 22.5%.

The demographic characteristics of distinct juveniles referred to the teams are presented in Table 8. As the table shows, almost seven in ten juveniles referred by police and four in five juveniles referred by the Court were male. Juveniles referred by police tended to be younger (44.6% were aged 10-14 years) than those referred by the Court (26.0% were aged 10-14 years). One in three juveniles referred by police and almost two in five juveniles referred by the Court were Indigenous. Note, however, that ethnicity details were not recorded in 1.0% of those referred by the Court.

Table 8: Characteristics of distinct persons referred to juvenile justice teams, 2006

| Characteristics | Police referrals | Children's Court referrals |
|-----------------------------|------------------|----------------------------|
| % Male | 68.7 | 79.1 |
| % Female | 24.9 | 20.7 |
| % Indigenous | 35.5 | 38.2 |
| % Non-Indigenous | 64.5 | 60.7 |
| % Unknown Indigenous status | 0.0 | 1.0 |
| % aged 10-14 | 44.6 | 26.0 |
| % aged 15-17 | 55.3 | 68.1 |
| % aged 18 and over | 0.1 | 5.8 |
| Median age at referral | 15 | 16 |
| Total | 1,348 | 1,352 |

Based on court records, the most frequent offences for which juveniles were referred to teams were burglary and theft offences (44.7%), good order offences (17.0%), against the person offences (12.9%), traffic/vehicle offences (12.6%), damage offences (7.1%) and drug offences (3.8%)¹⁴.

13. Referral "appearances" are separate occasions of Court referrals to teams, that is, instances where a person is referred by the Court to the teams on more than one occasion during the year.

14. A similar breakdown of the most frequent offences resulting in referral by police cannot be provided, as detailed offence data are not recorded by the police.

Supplementary Tables - Children's Court Appearances

| | | |
|----------|--|----|
| Table 9 | All offence counts finalised by the Children's Court by sex, age and Indigenous status .. | 16 |
| Table 10 | Offence group by sex, Indigenous status and age - all finalised offence counts | 17 |
| Table 11 | Court outcome by sex and Indigenous status - all finalised offence counts | 20 |
| Table 12 | Penalty by sex and Indigenous status - all charges finalised offence counts | 20 |
| Table 13 | Penalty by offence, sex and Indigenous status - all finalised offence counts | 21 |
| Table 14 | Distinct persons dealt with by the Children's Court by sex, age and Indigenous status .. | 23 |
| Table 15 | Offence group by sex, Indigenous status and age - distinct persons..... | 24 |
| Table 16 | Court outcome by sex and Indigenous status - distinct persons..... | 27 |
| Table 17 | Penalty by sex and Indigenous status - distinct persons | 27 |
| Table 18 | Penalty by offence, sex and Indigenous status - distinct persons | 28 |
| Table 19 | Final appearances before the Children's Court by sex, age and Indigenous status | 30 |
| Table 20 | Offence group by sex, Indigenous status and age - final appearances | 31 |
| Table 21 | Court outcome by sex and Indigenous status - final appearances | 34 |
| Table 22 | Penalty by sex and Indigenous status - final appearances..... | 34 |
| Table 23 | Penalty by offence, sex and Indigenous status - final appearances..... | 35 |

Table 9: All offence counts finalised by the Children's Court by sex, age and Indigenous status

| Age | Male | | | Female | | | Unknown | | | Total |
|--------------|--------------|--------------|------------|---------------|--------------|------------|----------------|-----------|-----------|---------------|
| | I | O | U | I | O | U | I | O | U | |
| 10 | 73 | 0 | 0 | 0 | 0 | 0 | 0 | 0 | 0 | 73 |
| 11 | 237 | 6 | 0 | 46 | 1 | 0 | 0 | 0 | 0 | 290 |
| 12 | 703 | 52 | 0 | 48 | 14 | 0 | 0 | 0 | 2 | 819 |
| 13 | 877 | 246 | 4 | 162 | 54 | 0 | 0 | 0 | 0 | 1,343 |
| 14 | 1,211 | 538 | 9 | 297 | 114 | 1 | 0 | 0 | 0 | 2,170 |
| 15 | 1,959 | 1,016 | 40 | 500 | 211 | 13 | 1 | 7 | 0 | 3,747 |
| 16 | 1,845 | 1,544 | 119 | 377 | 217 | 40 | 0 | 0 | 2 | 4,144 |
| 17 | 2,162 | 2,743 | 368 | 499 | 319 | 80 | 0 | 3 | 5 | 6,179 |
| 18 | 680 | 870 | 144 | 179 | 99 | 34 | 0 | 2 | 3 | 2,011 |
| 19+ | 148 | 172 | 17 | 134 | 12 | 4 | 0 | 0 | 0 | 487 |
| Unknown | 15 | 7 | 8 | 2 | 0 | 0 | 0 | 0 | 20 | 52 |
| Total | 9,910 | 7,194 | 709 | 2,244 | 1,041 | 172 | 1 | 12 | 32 | 21,315 |

Table 10: Offence group by sex, Indigenous status and age - all finalised offence counts

| Offences | 10-11 | | | 12 | | | 13 | | | 14 | | | 15 | | | 16 | | | 17 | | | 18 | | | 19 & over | | | Total | | | |
|---|-----------------------------------|---|---|-----|----|---|-----|----|---|-----|----|---|-----|-----|---|-----|-----|----|-----|-----|-----|-----|----|----|-----------|----|---|-------|---|---|-------|
| | I | O | U | I | O | U | I | O | U | I | O | U | I | O | U | I | O | U | I | O | U | I | O | U | I | O | U | | | | |
| | Conspiracies & Attempts to Murder | 0 | 0 | 0 | 0 | 0 | 0 | 0 | 0 | 0 | 0 | 0 | 0 | 0 | 0 | 0 | 0 | 0 | 0 | 0 | 0 | 0 | 0 | 0 | 0 | 0 | 0 | | 0 | 0 | 0 |
| Manslaughter & Driving Causing Death | 0 | 0 | 0 | 0 | 0 | 0 | 0 | 0 | 0 | 0 | 0 | 0 | 0 | 0 | 0 | 0 | 0 | 0 | 0 | 0 | 0 | 0 | 0 | 0 | 0 | 0 | 0 | 0 | 0 | 0 | 2 |
| Assault | 9 | 3 | 0 | 14 | 4 | 0 | 29 | 16 | 0 | 62 | 53 | 0 | 94 | 77 | 0 | 143 | 109 | 1 | 142 | 162 | 0 | 75 | 94 | 3 | 13 | 21 | 3 | 1,127 | | | |
| Other Acts Intended to Cause Injury | 0 | 0 | 0 | 0 | 0 | 0 | 0 | 0 | 0 | 0 | 0 | 0 | 0 | 0 | 0 | 0 | 0 | 0 | 0 | 0 | 0 | 0 | 0 | 0 | 0 | 0 | 0 | 0 | 0 | 0 | 1 |
| Sexual Assault | 2 | 0 | 0 | 0 | 0 | 0 | 4 | 0 | 0 | 7 | 1 | 0 | 2 | 2 | 0 | 3 | 5 | 0 | 7 | 10 | 0 | 0 | 0 | 0 | 0 | 0 | 0 | 0 | 0 | 0 | 44 |
| Non-Assaultive Sexual Offences | 2 | 0 | 0 | 0 | 0 | 0 | 3 | 3 | 1 | 4 | 15 | 0 | 3 | 15 | 0 | 3 | 16 | 0 | 7 | 7 | 0 | 1 | 23 | 0 | 5 | 3 | 0 | 0 | 0 | 0 | 111 |
| Dangerous or Negligent Operation of a Vehicle | 1 | 0 | 0 | 0 | 0 | 0 | 8 | 2 | 1 | 15 | 8 | 1 | 35 | 28 | 4 | 70 | 78 | 23 | 119 | 344 | 195 | 37 | 97 | 71 | 1 | 2 | 3 | 1,143 | | | |
| Other Dangerous or Negligent Acts Endangering Persons | 2 | 1 | 0 | 2 | 2 | 0 | 3 | 11 | 0 | 2 | 5 | 0 | 6 | 3 | 0 | 4 | 5 | 0 | 2 | 11 | 1 | 4 | 6 | 1 | 0 | 0 | 0 | 0 | 0 | 0 | 71 |
| Deprivation of Liberty/False Imprisonment | 0 | 0 | 0 | 0 | 0 | 0 | 0 | 0 | 0 | 0 | 0 | 0 | 1 | 0 | 0 | 3 | 1 | 0 | 2 | 3 | 0 | 3 | 1 | 0 | 0 | 0 | 0 | 0 | 0 | 0 | 14 |
| Robbery | 2 | 0 | 0 | 3 | 0 | 0 | 25 | 5 | 0 | 9 | 8 | 0 | 43 | 28 | 0 | 36 | 29 | 0 | 62 | 62 | 0 | 22 | 18 | 0 | 2 | 1 | 0 | 0 | 0 | 0 | 355 |
| Blackmail & Extortion | 0 | 0 | 0 | 0 | 0 | 0 | 0 | 0 | 0 | 0 | 0 | 0 | 0 | 0 | 0 | 0 | 2 | 0 | 0 | 0 | 0 | 0 | 0 | 0 | 0 | 0 | 0 | 0 | 0 | 0 | 2 |
| Unlawful Entry with Intent/Burglary, Break & Enter | 123 | 0 | 0 | 251 | 8 | 0 | 307 | 49 | 0 | 385 | 98 | 1 | 547 | 159 | 0 | 441 | 211 | 3 | 350 | 266 | 0 | 121 | 74 | 0 | 45 | 45 | 2 | 0 | 0 | 0 | 3,486 |
| Motor Vehicle Theft & Related Offences | 10 | 0 | 0 | 41 | 7 | 0 | 64 | 11 | 0 | 103 | 32 | 0 | 126 | 49 | 0 | 123 | 62 | 1 | 154 | 86 | 0 | 23 | 31 | 0 | 9 | 3 | 0 | 0 | 0 | 0 | 935 |
| Theft (Except Motor Vehicles) | 59 | 2 | 0 | 184 | 13 | 0 | 180 | 48 | 0 | 200 | 75 | 1 | 379 | 129 | 0 | 243 | 222 | 1 | 237 | 238 | 0 | 67 | 58 | 0 | 17 | 24 | 1 | 2,378 | | | |
| Receiving or Handling Proceeds of Crime | 2 | 0 | 0 | 12 | 0 | 0 | 19 | 7 | 0 | 26 | 9 | 0 | 43 | 10 | 0 | 28 | 24 | 0 | 41 | 40 | 0 | 10 | 8 | 0 | 1 | 2 | 1 | 0 | 0 | 0 | 283 |
| Illegal Use of Property (Except Motor Vehicles) | 0 | 0 | 0 | 0 | 0 | 0 | 0 | 0 | 0 | 1 | 0 | 0 | 0 | 0 | 0 | 0 | 0 | 0 | 0 | 0 | 0 | 0 | 0 | 0 | 0 | 0 | 0 | 0 | 0 | 0 | 2 |
| Fraud, Forgery or False Financial Instruments | 0 | 0 | 0 | 0 | 1 | 0 | 1 | 0 | 0 | 1 | 0 | 0 | 2 | 39 | 0 | 5 | 54 | 0 | 57 | 57 | 1 | 2 | 37 | 1 | 0 | 4 | 0 | 0 | 0 | 0 | 262 |
| Dishonest Conversion | 0 | 0 | 0 | 0 | 0 | 0 | 0 | 0 | 0 | 0 | 1 | 0 | 0 | 0 | 0 | 1 | 0 | 0 | 0 | 0 | 0 | 0 | 0 | 0 | 0 | 0 | 0 | 0 | 0 | 0 | 24 |
| Other Deception Offences | 0 | 0 | 0 | 0 | 0 | 0 | 0 | 0 | 0 | 0 | 0 | 0 | 1 | 0 | 0 | 1 | 0 | 0 | 2 | 1 | 0 | 0 | 0 | 0 | 0 | 0 | 0 | 0 | 0 | 0 | 5 |
| Deal or Traffic in Illicit Drugs | 0 | 0 | 0 | 0 | 0 | 0 | 1 | 3 | 0 | 3 | 8 | 0 | 3 | 8 | 0 | 2 | 9 | 0 | 4 | 9 | 1 | 1 | 6 | 0 | 0 | 0 | 0 | 0 | 0 | 0 | 58 |
| Manufacture or Cultivate Illicit Drugs | 0 | 0 | 0 | 0 | 0 | 0 | 0 | 0 | 0 | 0 | 1 | 0 | 0 | 4 | 0 | 0 | 4 | 0 | 1 | 7 | 0 | 0 | 0 | 0 | 0 | 0 | 0 | 0 | 0 | 0 | 17 |
| Possess and/or Use Illicit Drugs | 1 | 0 | 0 | 1 | 1 | 0 | 3 | 1 | 0 | 25 | 10 | 0 | 46 | 19 | 0 | 42 | 45 | 0 | 54 | 84 | 3 | 14 | 21 | 0 | 0 | 0 | 2 | 1 | 0 | 0 | 373 |
| Other Illicit Drug Offences | 0 | 0 | 0 | 0 | 0 | 0 | 1 | 0 | 0 | 2 | 8 | 0 | 12 | 15 | 0 | 14 | 22 | 0 | 10 | 53 | 0 | 3 | 16 | 0 | 0 | 0 | 0 | 0 | 0 | 0 | 158 |
| Prohibited Weapons/Explosives Offences | 0 | 0 | 0 | 1 | 0 | 0 | 3 | 1 | 0 | 3 | 2 | 0 | 11 | 5 | 0 | 4 | 5 | 0 | 12 | 16 | 0 | 3 | 4 | 0 | 0 | 0 | 0 | 0 | 0 | 0 | 71 |
| Regulated Weapons/Explosives Offences | 0 | 0 | 0 | 6 | 0 | 0 | 3 | 1 | 0 | 2 | 2 | 0 | 10 | 3 | 0 | 7 | 3 | 0 | 10 | 14 | 0 | 0 | 1 | 0 | 0 | 0 | 0 | 0 | 0 | 0 | 62 |
| Property Damage | 32 | 0 | 0 | 68 | 8 | 0 | 78 | 52 | 0 | 86 | 84 | 2 | 152 | 172 | 0 | 96 | 165 | 1 | 98 | 200 | 1 | 50 | 89 | 1 | 12 | 13 | 0 | 1,460 | | | |
| Environmental Pollution | 0 | 0 | 0 | 0 | 0 | 0 | 0 | 0 | 0 | 0 | 0 | 0 | 0 | 0 | 0 | 0 | 0 | 0 | 0 | 0 | 0 | 0 | 0 | 0 | 0 | 0 | 0 | 0 | 0 | 0 | 5 |
| Disorderly Conduct | 21 | 0 | 0 | 60 | 2 | 0 | 61 | 9 | 0 | 100 | 37 | 0 | 148 | 73 | 1 | 157 | 83 | 1 | 200 | 171 | 7 | 55 | 27 | 3 | 7 | 0 | 1 | 1,224 | | | |
| Regulated Public Order Offences | 0 | 0 | 0 | 0 | 0 | 0 | 1 | 0 | 0 | 0 | 1 | 0 | 4 | 6 | 0 | 8 | 11 | 0 | 17 | 19 | 0 | 6 | 3 | 0 | 0 | 0 | 0 | 0 | 0 | 0 | 76 |

Table 10: (continued)

| Offences | 10-11 | | | 12 | | | 13 | | | 14 | | | 15 | | | 16 | | | 17 | | | 18 | | | 19 & over | | | Total |
|---|------------|----------|----------|------------|-----------|----------|------------|------------|----------|--------------|------------|----------|--------------|--------------|-----------|--------------|--------------|------------|--------------|--------------|------------|------------|------------|------------|------------|------------|-----------|---------------|
| | I | O | U | I | O | U | I | O | U | I | O | U | I | O | U | I | O | U | I | O | U | I | O | U | I | O | U | |
| Driving Licence Offences | 1 | 0 | 0 | 3 | 2 | 0 | 12 | 4 | 2 | 31 | 35 | 3 | 64 | 66 | 23 | 121 | 178 | 54 | 184 | 344 | 94 | 49 | 84 | 25 | 3 | 5 | 1 | 1,388 |
| Road Vehicle Registration & Roadworthiness Offences | 0 | 0 | 0 | 1 | 1 | 0 | 1 | 1 | 0 | 3 | 11 | 1 | 10 | 28 | 9 | 19 | 37 | 13 | 30 | 105 | 26 | 7 | 28 | 10 | 1 | 1 | 0 | 343 |
| Regulatory Driving Offences | 0 | 0 | 0 | 0 | 0 | 0 | 2 | 2 | 0 | 13 | 5 | 0 | 22 | 33 | 3 | 45 | 61 | 20 | 65 | 137 | 36 | 25 | 43 | 25 | 1 | 0 | 1 | 539 |
| Pedestrian Offences | 0 | 0 | 0 | 0 | 0 | 0 | 0 | 0 | 0 | 0 | 0 | 0 | 0 | 0 | 0 | 0 | 0 | 0 | 1 | 1 | 0 | 0 | 0 | 0 | 0 | 1 | 0 | 3 |
| Breach of Justice Order | 38 | 0 | 0 | 40 | 3 | 0 | 47 | 10 | 0 | 89 | 8 | 0 | 121 | 17 | 0 | 135 | 29 | 1 | 166 | 67 | 0 | 63 | 59 | 1 | 22 | 39 | 3 | 958 |
| Other Offences Against Justice Procedures | 2 | 0 | 0 | 12 | 0 | 0 | 13 | 6 | 0 | 26 | 6 | 0 | 42 | 4 | 0 | 42 | 30 | 0 | 80 | 85 | 0 | 22 | 16 | 2 | 6 | 1 | 0 | 395 |
| Offences Against Government Operations | 0 | 0 | 0 | 0 | 0 | 0 | 1 | 1 | 0 | 9 | 4 | 0 | 13 | 11 | 0 | 25 | 23 | 0 | 31 | 68 | 2 | 10 | 7 | 0 | 0 | 1 | 0 | 206 |
| Harassment & Related Offences | 0 | 0 | 0 | 1 | 0 | 0 | 3 | 3 | 0 | 2 | 8 | 0 | 11 | 9 | 0 | 17 | 10 | 0 | 14 | 32 | 1 | 6 | 7 | 0 | 1 | 1 | 0 | 126 |
| Public Health & Safety Offences | 0 | 0 | 0 | 1 | 0 | 0 | 0 | 0 | 0 | 1 | 0 | 0 | 6 | 2 | 0 | 2 | 8 | 0 | 1 | 10 | 0 | 1 | 2 | 1 | 2 | 0 | 0 | 37 |
| Other Miscellaneous Offences | 3 | 0 | 0 | 2 | 0 | 0 | 4 | 0 | 0 | 1 | 2 | 0 | 2 | 2 | 0 | 2 | 2 | 0 | 2 | 9 | 0 | 0 | 2 | 0 | 0 | 0 | 0 | 33 |
| Unknown | 0 | 0 | 0 | 0 | 0 | 0 | 0 | 0 | 0 | 0 | 1 | 0 | 0 | 0 | 0 | 3 | 1 | 0 | 0 | 0 | 0 | 0 | 0 | 0 | 0 | 0 | 0 | 5 |
| Total | 310 | 6 | 0 | 703 | 52 | 0 | 877 | 246 | 4 | 1,211 | 538 | 9 | 1,959 | 1,016 | 40 | 1,845 | 1,544 | 119 | 2,162 | 2,743 | 368 | 680 | 870 | 144 | 148 | 172 | 17 | 17,783 |

Note: 30 cases of unknown age are excluded

Table 10: (continued)

| Females | 10-11 | | | 12 | | | 13 | | | 14 | | | 15 | | | 16 | | | 17 | | | 18 | | | 19 & over | | | Total |
|--|-----------|----------|----------|-----------|-----------|----------|------------|-----------|----------|------------|------------|----------|------------|------------|-----------|------------|------------|-----------|------------|------------|-----------|------------|-----------|-----------|------------|-----------|----------|--------------|
| | I | O | U | I | O | U | I | O | U | I | O | U | I | O | U | I | O | U | I | O | U | I | O | U | I | O | U | |
| Assault | 0 | 0 | 0 | 6 | 4 | 0 | 15 | 3 | 0 | 30 | 24 | 0 | 60 | 28 | 0 | 41 | 18 | 0 | 48 | 37 | 0 | 21 | 11 | 0 | 12 | 2 | 0 | 360 |
| Other Acts Intended to Cause Injury | 0 | 0 | 0 | 0 | 0 | 0 | 0 | 0 | 0 | 0 | 0 | 0 | 0 | 0 | 0 | 0 | 0 | 0 | 0 | 0 | 0 | 0 | 0 | 0 | 0 | 0 | 0 | 1 |
| Non-Assaultive Sexual Offences | 0 | 0 | 0 | 0 | 0 | 0 | 0 | 0 | 0 | 0 | 0 | 0 | 0 | 0 | 0 | 0 | 0 | 0 | 0 | 2 | 0 | 0 | 0 | 0 | 0 | 0 | 0 | 3 |
| Dangerous or Negligent Operation of a Vehicle | 1 | 0 | 0 | 0 | 0 | 0 | 2 | 0 | 0 | 3 | 1 | 0 | 7 | 4 | 4 | 19 | 15 | 8 | 20 | 31 | 44 | 6 | 13 | 15 | 3 | 1 | 0 | 197 |
| Other Dangerous or Negligent Acts Endangering P | 0 | 0 | 0 | 0 | 0 | 0 | 1 | 1 | 0 | 0 | 0 | 0 | 0 | 0 | 0 | 0 | 1 | 0 | 1 | 0 | 0 | 0 | 0 | 0 | 0 | 0 | 0 | 5 |
| Deprivation of Liberty/False Imprisonment | 0 | 0 | 0 | 0 | 0 | 0 | 0 | 0 | 0 | 1 | 0 | 0 | 2 | 0 | 0 | 0 | 0 | 0 | 0 | 0 | 0 | 0 | 0 | 0 | 0 | 0 | 0 | 3 |
| Robbery | 0 | 0 | 0 | 1 | 0 | 0 | 8 | 0 | 0 | 13 | 14 | 0 | 24 | 2 | 0 | 12 | 0 | 0 | 8 | 5 | 0 | 4 | 1 | 0 | 0 | 0 | 0 | 92 |
| Unlawful Entry with Intent/Burglary, Break & Enter | 17 | 0 | 0 | 6 | 0 | 0 | 25 | 11 | 0 | 39 | 6 | 0 | 42 | 15 | 0 | 21 | 7 | 0 | 20 | 2 | 0 | 8 | 4 | 0 | 11 | 2 | 1 | 237 |
| Motor Vehicle Theft & Related Offences | 3 | 0 | 0 | 4 | 0 | 0 | 3 | 5 | 0 | 15 | 0 | 0 | 20 | 6 | 0 | 11 | 12 | 0 | 11 | 1 | 0 | 2 | 3 | 0 | 2 | 0 | 0 | 98 |
| Theft (Except Motor Vehicles) | 12 | 0 | 0 | 20 | 3 | 0 | 51 | 18 | 0 | 84 | 25 | 0 | 121 | 73 | 0 | 63 | 30 | 0 | 69 | 25 | 0 | 25 | 14 | 0 | 8 | 1 | 0 | 642 |
| Receiving or Handling Proceeds of Crime | 2 | 0 | 0 | 1 | 0 | 0 | 4 | 0 | 0 | 6 | 4 | 0 | 17 | 2 | 0 | 11 | 1 | 0 | 8 | 1 | 0 | 2 | 0 | 0 | 0 | 0 | 0 | 59 |
| Fraud, Forgery or False Financial Instruments | 0 | 0 | 0 | 0 | 0 | 0 | 0 | 0 | 0 | 0 | 1 | 0 | 7 | 3 | 0 | 0 | 53 | 1 | 32 | 31 | 0 | 1 | 5 | 0 | 0 | 0 | 0 | 134 |
| Dishonest Conversion | 0 | 0 | 0 | 0 | 0 | 0 | 0 | 0 | 0 | 0 | 0 | 0 | 0 | 2 | 0 | 0 | 1 | 0 | 0 | 0 | 0 | 0 | 5 | 0 | 0 | 0 | 0 | 28 |
| Other Deception Offences | 0 | 0 | 0 | 0 | 0 | 0 | 0 | 0 | 0 | 0 | 0 | 0 | 0 | 0 | 0 | 1 | 1 | 0 | 2 | 0 | 0 | 0 | 0 | 0 | 2 | 0 | 0 | 6 |
| Deal or Traffic in Illicit Drugs | 0 | 0 | 0 | 0 | 0 | 0 | 0 | 2 | 0 | 1 | 4 | 0 | 1 | 2 | 0 | 0 | 1 | 0 | 2 | 5 | 0 | 0 | 0 | 0 | 0 | 0 | 0 | 19 |
| Manufacture or Cultivate Illicit Drugs | 0 | 0 | 0 | 0 | 0 | 0 | 0 | 0 | 0 | 0 | 0 | 0 | 0 | 0 | 0 | 1 | 0 | 0 | 0 | 0 | 0 | 0 | 0 | 0 | 0 | 0 | 0 | 1 |
| Possess and/or Use Illicit Drugs | 0 | 0 | 0 | 1 | 0 | 0 | 0 | 2 | 0 | 1 | 3 | 0 | 7 | 6 | 0 | 7 | 3 | 0 | 12 | 8 | 0 | 7 | 1 | 0 | 1 | 0 | 0 | 59 |
| Other Illicit Drug Offences | 0 | 0 | 0 | 0 | 0 | 0 | 0 | 1 | 0 | 0 | 1 | 0 | 0 | 2 | 0 | 2 | 2 | 0 | 7 | 5 | 0 | 1 | 1 | 0 | 1 | 0 | 0 | 23 |
| Prohibited Weapons/Explosives Offences | 0 | 0 | 0 | 0 | 0 | 0 | 0 | 0 | 0 | 1 | 0 | 0 | 0 | 0 | 0 | 0 | 0 | 0 | 2 | 0 | 0 | 0 | 0 | 0 | 0 | 0 | 0 | 3 |
| Regulated Weapons/Explosives Offences | 0 | 0 | 0 | 0 | 0 | 0 | 0 | 0 | 0 | 0 | 0 | 0 | 0 | 0 | 0 | 0 | 0 | 0 | 1 | 1 | 0 | 0 | 0 | 0 | 0 | 0 | 0 | 3 |
| Property Damage | 2 | 0 | 0 | 5 | 0 | 0 | 10 | 2 | 0 | 13 | 3 | 0 | 31 | 14 | 0 | 13 | 2 | 0 | 17 | 7 | 0 | 6 | 3 | 0 | 3 | 0 | 0 | 131 |
| Disorderly Conduct | 1 | 0 | 0 | 1 | 0 | 0 | 16 | 1 | 0 | 37 | 9 | 0 | 50 | 14 | 0 | 43 | 14 | 1 | 49 | 24 | 1 | 14 | 1 | 1 | 8 | 0 | 0 | 285 |
| Regulated Public Order Offences | 0 | 0 | 0 | 0 | 0 | 0 | 0 | 0 | 0 | 2 | 0 | 0 | 3 | 1 | 0 | 4 | 1 | 0 | 5 | 3 | 0 | 0 | 2 | 0 | 0 | 0 | 0 | 21 |
| Driving Licence Offences | 4 | 0 | 0 | 4 | 0 | 0 | 4 | 2 | 0 | 11 | 2 | 1 | 19 | 9 | 7 | 45 | 34 | 21 | 59 | 52 | 26 | 15 | 16 | 10 | 5 | 0 | 0 | 346 |
| Road Vehicle Registration & Roadworthiness Offen | 0 | 0 | 0 | 0 | 0 | 0 | 1 | 0 | 0 | 0 | 0 | 0 | 2 | 1 | 1 | 2 | 3 | 1 | 9 | 11 | 0 | 5 | 2 | 2 | 0 | 0 | 0 | 40 |
| Regulatory Driving Offences | 0 | 0 | 0 | 2 | 0 | 0 | 1 | 0 | 0 | 0 | 1 | 0 | 5 | 0 | 1 | 11 | 6 | 8 | 16 | 21 | 9 | 4 | 8 | 6 | 0 | 0 | 0 | 99 |
| Breach of Justice Order | 2 | 0 | 0 | 3 | 0 | 0 | 16 | 2 | 0 | 24 | 1 | 0 | 39 | 9 | 0 | 36 | 3 | 0 | 48 | 7 | 0 | 44 | 3 | 0 | 71 | 4 | 0 | 312 |
| Other Offences Against Justice Procedures | 1 | 0 | 0 | 1 | 0 | 0 | 3 | 1 | 0 | 8 | 8 | 0 | 21 | 6 | 0 | 22 | 5 | 0 | 33 | 7 | 0 | 6 | 0 | 0 | 2 | 0 | 0 | 124 |
| Offences Against Government Operations | 0 | 0 | 0 | 0 | 0 | 0 | 1 | 2 | 0 | 5 | 5 | 0 | 16 | 8 | 0 | 6 | 3 | 0 | 16 | 10 | 0 | 4 | 3 | 0 | 3 | 0 | 0 | 82 |
| Harassment & Related Offences | 1 | 0 | 0 | 0 | 0 | 0 | 1 | 0 | 0 | 3 | 2 | 0 | 4 | 2 | 0 | 5 | 0 | 0 | 3 | 3 | 0 | 3 | 1 | 0 | 2 | 0 | 0 | 30 |
| Public Health & Safety Offences | 0 | 0 | 0 | 0 | 0 | 0 | 0 | 0 | 0 | 0 | 0 | 0 | 2 | 1 | 0 | 1 | 1 | 0 | 1 | 0 | 0 | 1 | 0 | 0 | 0 | 0 | 0 | 7 |
| Other Miscellaneous Offences | 0 | 0 | 0 | 0 | 0 | 0 | 0 | 0 | 0 | 0 | 0 | 0 | 0 | 0 | 0 | 0 | 0 | 0 | 1 | 0 | 0 | 0 | 0 | 0 | 0 | 0 | 0 | 4 |
| Unknown | 0 | 1 | 0 | 0 | 0 | 0 | 0 | 0 | 0 | 0 | 0 | 0 | 0 | 0 | 0 | 0 | 0 | 0 | 0 | 0 | 0 | 0 | 0 | 0 | 0 | 0 | 0 | 1 |
| Total | 46 | 1 | 0 | 48 | 14 | 0 | 162 | 54 | 0 | 297 | 114 | 1 | 500 | 211 | 13 | 377 | 217 | 40 | 499 | 319 | 80 | 179 | 99 | 34 | 134 | 12 | 4 | 3,455 |

Note: 2 cases of unknown age are excluded

Table 11: Court outcome by sex and Indigenous status - all finalised offence counts

| Outcome | Male | | | Female | | | Unknown | | | Total |
|----------------------|--------------|--------------|------------|--------------|--------------|------------|----------|-----------|-----------|---------------|
| | I | O | U | I | O | U | I | O | U | |
| Dropped | 111 | 106 | 9 | 30 | 12 | 1 | 0 | 0 | 0 | 269 |
| Guilty | 8,373 | 5,268 | 671 | 1,699 | 633 | 167 | 0 | 6 | 22 | 16,839 |
| Referral to JJ teams | 995 | 1,538 | 17 | 326 | 369 | 4 | 1 | 6 | 10 | 3,266 |
| Not guilty | 36 | 17 | 4 | 2 | 8 | 0 | 0 | 0 | 0 | 67 |
| Other | 378 | 251 | 5 | 181 | 19 | 0 | 0 | 0 | 0 | 834 |
| Total | 9,893 | 7,180 | 706 | 2,238 | 1,041 | 172 | 1 | 12 | 32 | 21,275 |

Note: 40 cases of unknown outcome are excluded

Table 12: Penalty by sex and Indigenous status - all charges finalised offence counts

| Penalty | Male | | | Female | | | Unknown | | | Total |
|--------------|--------------|--------------|------------|--------------|------------|------------|----------|----------|-----------|---------------|
| | I | O | U | I | O | U | I | O | U | |
| Dismissed | 1,871 | 1,079 | 96 | 363 | 166 | 15 | 0 | 1 | 2 | 3,593 |
| Fine | 766 | 1,269 | 502 | 188 | 149 | 139 | 0 | 5 | 10 | 3,028 |
| Non-custody | 3,596 | 2,121 | 73 | 939 | 295 | 13 | 0 | 0 | 10 | 7,047 |
| Custody | 2,139 | 791 | 0 | 208 | 23 | 0 | 0 | 0 | 0 | 3,161 |
| Total | 8,372 | 5,260 | 671 | 1,698 | 633 | 167 | 0 | 6 | 22 | 16,829 |

Note: 10 cases of unknown penalty are excluded

Table 13: Penalty by offence, sex and Indigenous status - all finalised offence counts

| Males | | | | | | | | | | | | | |
|---|------------------|--------------|-----------|-------------|--------------|------------|--------------------|--------------|-----------|----------------|------------|----------|---------------|
| Offences | Dismissed | | | Fine | | | Non-custody | | | Custody | | | Total |
| | I | O | U | I | O | U | I | O | U | I | O | U | |
| Conspiracies & Attempts to Murder | 0 | 1 | 0 | 0 | 0 | 0 | 0 | 0 | 0 | 0 | 0 | 0 | 1 |
| Manslaughter & Driving Causing Death | 0 | 0 | 0 | 0 | 0 | 0 | 0 | 1 | 0 | 0 | 1 | 0 | 2 |
| Assault | 73 | 104 | 2 | 27 | 27 | 1 | 249 | 217 | 4 | 170 | 95 | 0 | 969 |
| Other Acts Intended to Cause Injury | 0 | 0 | 0 | 0 | 1 | 0 | 0 | 0 | 0 | 0 | 0 | 0 | 1 |
| Sexual Assault | 6 | 4 | 0 | 0 | 0 | 0 | 8 | 6 | 0 | 11 | 5 | 0 | 40 |
| Non-Assaultive Sexual Offences | 14 | 8 | 1 | 0 | 0 | 0 | 7 | 27 | 0 | 8 | 26 | 0 | 91 |
| Dangerous or Negligent Operation of a Vehicle | 12 | 19 | 7 | 102 | 363 | 273 | 84 | 78 | 9 | 77 | 22 | 0 | 1,046 |
| Other Dangerous or Negligent Acts Endangering Persons | 5 | 13 | 0 | 1 | 0 | 0 | 6 | 18 | 2 | 12 | 5 | 0 | 62 |
| Deprivation of Liberty/False Imprisonment | 2 | 0 | 0 | 0 | 0 | 0 | 0 | 1 | 0 | 7 | 2 | 0 | 12 |
| Robbery | 27 | 10 | 0 | 1 | 0 | 0 | 22 | 16 | 0 | 136 | 110 | 0 | 322 |
| Blackmail & Extortion | 0 | 0 | 0 | 0 | 0 | 0 | 0 | 1 | 0 | 0 | 0 | 0 | 1 |
| Unlawful Entry with Intent/Burglary, Break & Enter | 135 | 63 | 2 | 40 | 38 | 1 | 947 | 307 | 2 | 970 | 254 | 0 | 2,759 |
| Motor Vehicle Theft & Related Offences | 48 | 22 | 0 | 3 | 20 | 0 | 213 | 87 | 1 | 308 | 106 | 0 | 808 |
| Theft (Except Motor Vehicles) | 436 | 151 | 2 | 79 | 62 | 0 | 594 | 273 | 1 | 128 | 31 | 0 | 1,757 |
| Receiving or Handling Proceeds of Crime | 34 | 26 | 0 | 5 | 3 | 0 | 85 | 34 | 1 | 25 | 6 | 0 | 219 |
| Illegal Use of Property (Except Motor Vehicles) | 0 | 1 | 0 | 0 | 0 | 0 | 1 | 0 | 0 | 0 | 0 | 0 | 2 |
| Fraud, Forgery or False Financial Instruments | 11 | 44 | 0 | 50 | 27 | 2 | 6 | 85 | 0 | 0 | 0 | 0 | 225 |
| Dishonest Conversion | 0 | 0 | 0 | 0 | 1 | 0 | 0 | 1 | 0 | 0 | 0 | 0 | 2 |
| Other Deception Offences | 2 | 0 | 0 | 1 | 1 | 0 | 1 | 0 | 0 | 0 | 0 | 0 | 5 |
| Deal or Traffic in Illicit Drugs | 3 | 12 | 0 | 1 | 3 | 1 | 7 | 22 | 0 | 3 | 5 | 0 | 57 |
| Manufacture or Cultivate Illicit Drugs | 1 | 3 | 0 | 0 | 3 | 0 | 0 | 4 | 0 | 0 | 1 | 0 | 12 |
| Possess and/or Use Illicit Drugs | 82 | 32 | 0 | 21 | 44 | 3 | 50 | 44 | 1 | 8 | 2 | 0 | 287 |
| Other Illicit Drug Offences | 7 | 20 | 0 | 6 | 22 | 0 | 19 | 32 | 0 | 6 | 4 | 0 | 116 |
| Prohibited Weapons/Explosives Offences | 7 | 8 | 0 | 0 | 3 | 0 | 20 | 9 | 0 | 7 | 1 | 0 | 55 |
| Regulated Weapons/Explosives Offences | 14 | 5 | 0 | 4 | 3 | 0 | 14 | 7 | 0 | 3 | 1 | 0 | 51 |
| Property Damage | 139 | 138 | 1 | 27 | 50 | 1 | 319 | 278 | 2 | 79 | 59 | 0 | 1,093 |
| Environmental Pollution | 0 | 0 | 0 | 0 | 5 | 0 | 0 | 0 | 0 | 0 | 0 | 0 | 5 |
| Disorderly Conduct | 215 | 74 | 2 | 68 | 40 | 10 | 321 | 133 | 2 | 65 | 16 | 0 | 946 |
| Regulated Public Order Offences | 7 | 6 | 0 | 11 | 7 | 0 | 16 | 12 | 0 | 0 | 0 | 0 | 59 |
| Driving Licence Offences | 121 | 103 | 39 | 160 | 297 | 126 | 144 | 158 | 26 | 16 | 11 | 0 | 1,201 |
| Road Vehicle Registration & Roadworthiness Offences | 14 | 50 | 19 | 32 | 66 | 28 | 18 | 56 | 8 | 0 | 0 | 0 | 291 |
| Regulatory Driving Offences | 63 | 31 | 18 | 41 | 117 | 50 | 40 | 50 | 9 | 11 | 3 | 0 | 433 |
| Pedestrian Offences | 1 | 0 | 0 | 0 | 0 | 0 | 0 | 0 | 0 | 0 | 0 | 0 | 1 |
| Breach of Justice Order | 292 | 58 | 1 | 48 | 24 | 3 | 215 | 51 | 3 | 57 | 11 | 0 | 763 |
| Other Offences Against Justice Procedures | 78 | 34 | 2 | 27 | 18 | 0 | 89 | 33 | 1 | 13 | 3 | 0 | 298 |
| Offences Against Government Operations | 9 | 19 | 0 | 8 | 15 | 1 | 61 | 46 | 1 | 4 | 3 | 0 | 167 |
| Harassment & Related Offences | 6 | 10 | 0 | 1 | 3 | 1 | 30 | 22 | 0 | 13 | 8 | 0 | 94 |
| Public Health & Safety Offences | 2 | 6 | 0 | 1 | 2 | 1 | 3 | 4 | 0 | 0 | 0 | 0 | 19 |
| Other Miscellaneous Offences | 5 | 4 | 0 | 1 | 4 | 0 | 7 | 8 | 0 | 1 | 0 | 0 | 30 |
| Unknown | 0 | 0 | 0 | 0 | 0 | 0 | 0 | 0 | 0 | 1 | 0 | 0 | 1 |
| Total | 1,871 | 1,079 | 96 | 766 | 1,269 | 502 | 3,596 | 2,121 | 73 | 2,139 | 791 | 0 | 14,303 |

Note: 9 cases of unknown penalty are excluded

Table 13: (continued)

| Females | | | | | | | | | | | | | |
|---|------------------|------------|-----------|-------------|------------|------------|--------------------|------------|-----------|----------------|-----------|----------|--------------|
| Offences | Dismissed | | | Fine | | | Non-custody | | | Custody | | | Total |
| | I | O | U | I | O | U | I | O | U | I | O | U | |
| Assault | 27 | 49 | 0 | 11 | 4 | 0 | 117 | 55 | 0 | 40 | 1 | 0 | 304 |
| Non-Assaultive Sexual Offences | 0 | 1 | 0 | 0 | 0 | 0 | 0 | 0 | 0 | 0 | 2 | 0 | 3 |
| Dangerous or Negligent Operation of a Vehicle | 3 | 0 | 0 | 22 | 48 | 71 | 31 | 13 | 0 | 2 | 0 | 0 | 190 |
| Other Dangerous or Negligent Acts Endangering Persons | 1 | 2 | 0 | 0 | 0 | 0 | 0 | 1 | 0 | 1 | 0 | 0 | 5 |
| Deprivation of Liberty/False Imprisonment | 0 | 0 | 0 | 0 | 0 | 0 | 0 | 0 | 0 | 2 | 0 | 0 | 2 |
| Robbery | 4 | 1 | 0 | 0 | 0 | 0 | 15 | 0 | 0 | 40 | 18 | 0 | 78 |
| Unlawful Entry with Intent/Burglary, Break & Enter | 4 | 8 | 0 | 2 | 0 | 0 | 104 | 10 | 1 | 49 | 2 | 0 | 180 |
| Motor Vehicle Theft & Related Offences | 9 | 2 | 0 | 1 | 0 | 0 | 31 | 7 | 0 | 18 | 0 | 0 | 68 |
| Theft (Except Motor Vehicles) | 80 | 13 | 0 | 18 | 10 | 0 | 178 | 37 | 0 | 13 | 0 | 0 | 349 |
| Receiving or Handling Proceeds of Crime | 15 | 0 | 0 | 2 | 0 | 0 | 18 | 5 | 0 | 1 | 0 | 0 | 41 |
| Fraud, Forgery or False Financial Instruments | 4 | 23 | 1 | 0 | 5 | 0 | 7 | 31 | 0 | 0 | 0 | 0 | 71 |
| Dishonest Conversion | 0 | 0 | 0 | 0 | 2 | 0 | 0 | 2 | 0 | 0 | 0 | 0 | 4 |
| Other Deception Offences | 1 | 0 | 0 | 0 | 0 | 0 | 2 | 0 | 0 | 1 | 0 | 0 | 4 |
| Deal or Traffic in Illicit Drugs | 2 | 5 | 0 | 0 | 0 | 0 | 2 | 9 | 0 | 0 | 0 | 0 | 18 |
| Manufacture or Cultivate Illicit Drugs | 0 | 0 | 0 | 0 | 0 | 0 | 1 | 0 | 0 | 0 | 0 | 0 | 1 |
| Possess and/or Use Illicit Drugs | 11 | 1 | 0 | 3 | 0 | 0 | 15 | 11 | 0 | 0 | 0 | 0 | 41 |
| Other Illicit Drug Offences | 3 | 2 | 0 | 2 | 0 | 0 | 4 | 4 | 0 | 1 | 0 | 0 | 16 |
| Prohibited Weapons/Explosives Offences | 1 | 0 | 0 | 0 | 0 | 0 | 1 | 0 | 0 | 0 | 0 | 0 | 2 |
| Regulated Weapons/Explosives Offences | 0 | 0 | 0 | 0 | 0 | 0 | 1 | 1 | 0 | 0 | 0 | 0 | 2 |
| Property Damage | 11 | 6 | 0 | 7 | 1 | 0 | 27 | 27 | 0 | 9 | 0 | 0 | 88 |
| Disorderly Conduct | 41 | 21 | 1 | 20 | 5 | 1 | 99 | 14 | 1 | 5 | 0 | 0 | 208 |
| Regulated Public Order Offences | 7 | 1 | 0 | 2 | 2 | 0 | 2 | 1 | 0 | 0 | 0 | 0 | 15 |
| Driving Licence Offences | 21 | 6 | 8 | 54 | 48 | 48 | 71 | 25 | 7 | 3 | 0 | 0 | 291 |
| Road Vehicle Registration & Roadworthiness Offences | 3 | 2 | 4 | 7 | 3 | 0 | 7 | 4 | 0 | 0 | 0 | 0 | 30 |
| Regulatory Driving Offences | 5 | 1 | 1 | 14 | 12 | 19 | 16 | 7 | 1 | 0 | 0 | 0 | 76 |
| Breach of Justice Order | 78 | 9 | 0 | 11 | 2 | 0 | 122 | 11 | 0 | 13 | 0 | 0 | 246 |
| Other Offences Against Justice Procedures | 20 | 4 | 0 | 8 | 4 | 0 | 32 | 6 | 0 | 6 | 0 | 0 | 80 |
| Offences Against Government Operations | 6 | 7 | 0 | 4 | 1 | 0 | 27 | 9 | 0 | 2 | 0 | 0 | 56 |
| Harassment & Related Offences | 6 | 1 | 0 | 0 | 2 | 0 | 8 | 3 | 0 | 2 | 0 | 0 | 22 |
| Public Health & Safety Offences | 0 | 1 | 0 | 0 | 0 | 0 | 1 | 2 | 0 | 0 | 0 | 0 | 4 |
| Other Miscellaneous Offences | 0 | 0 | 0 | 0 | 0 | 0 | 0 | 0 | 3 | 0 | 0 | 0 | 3 |
| Total | 363 | 166 | 15 | 188 | 149 | 139 | 939 | 295 | 13 | 208 | 23 | 0 | 2,498 |

Note: 1 case of unknown penalty is excluded

Table 14: Distinct persons dealt with by the Children's Court by sex, age and Indigenous status

| Age | Male | | | Female | | | Unknown | | | Total |
|--------------|--------------|--------------|------------|---------------|------------|------------|----------------|----------|-----------|--------------|
| | I | O | U | I | O | U | I | O | U | |
| 10 | 11 | 0 | 0 | 0 | 0 | 0 | 0 | 0 | 0 | 11 |
| 11 | 31 | 5 | 0 | 4 | 0 | 0 | 0 | 0 | 0 | 40 |
| 12 | 66 | 15 | 0 | 11 | 1 | 0 | 0 | 0 | 1 | 94 |
| 13 | 114 | 45 | 3 | 32 | 13 | 0 | 0 | 0 | 0 | 207 |
| 14 | 160 | 125 | 5 | 64 | 36 | 1 | 0 | 0 | 0 | 391 |
| 15 | 236 | 210 | 24 | 89 | 55 | 6 | 1 | 2 | 0 | 623 |
| 16 | 267 | 367 | 66 | 100 | 72 | 21 | 0 | 0 | 2 | 895 |
| 17 | 358 | 799 | 260 | 137 | 121 | 60 | 0 | 1 | 4 | 1,740 |
| 18 | 149 | 285 | 98 | 46 | 46 | 23 | 0 | 1 | 1 | 649 |
| 19+ | 55 | 65 | 8 | 16 | 8 | 2 | 0 | 0 | 0 | 154 |
| Unknown | 5 | 4 | 3 | 2 | 0 | 0 | 0 | 0 | 2 | 16 |
| Total | 1,452 | 1,920 | 467 | 501 | 352 | 113 | 1 | 4 | 10 | 4,820 |

Table 15: Offence group by sex, Indigenous status and age - distinct persons

| Offences | 10-11 | | 12 | | 13 | | 14 | | 15 | | 16 | | 17 | | 18 | | 19 & over | | Total | | | | | | | | | |
|--|--------------------------------------|---|----|----|----|---|----|----|----|----|----|---|----|----|----|----|-----------|----|-------|-----|-----|----|----|----|----|----|---|-----|
| | I | O | I | O | I | O | I | O | I | O | I | O | I | O | I | O | I | O | | | | | | | | | | |
| | Manslaughter & Driving Causing Death | 0 | 0 | 0 | 0 | 0 | 0 | 0 | 0 | 0 | 0 | 0 | 0 | 0 | 0 | 0 | 0 | 0 | | 0 | 2 | | | | | | | |
| Assault | 4 | 3 | 0 | 6 | 2 | 0 | 8 | 7 | 0 | 22 | 24 | 0 | 47 | 36 | 0 | 51 | 50 | 1 | 63 | 86 | 0 | 37 | 46 | 3 | 6 | 14 | 2 | |
| Sexual Assault | 1 | 0 | 0 | 0 | 0 | 0 | 1 | 0 | 0 | 3 | 1 | 0 | 2 | 0 | 0 | 2 | 3 | 0 | 4 | 2 | 0 | 0 | 0 | 0 | 0 | 0 | 0 | 0 |
| Non-Assaultive Sexual Offences | 0 | 0 | 0 | 0 | 0 | 0 | 2 | 1 | 1 | 2 | 4 | 0 | 3 | 4 | 0 | 2 | 2 | 0 | 3 | 3 | 0 | 1 | 8 | 0 | 2 | 2 | 0 | 40 |
| Dangerous or Negligent Operation of a Vehicle | 0 | 0 | 0 | 0 | 0 | 0 | 0 | 0 | 1 | 1 | 3 | 1 | 11 | 11 | 4 | 24 | 45 | 19 | 38 | 237 | 178 | 16 | 66 | 59 | 1 | 2 | 3 | 720 |
| Other Dangerous or Negligent Acts Endangering P | 2 | 1 | 0 | 1 | 2 | 0 | 2 | 2 | 0 | 4 | 2 | 0 | 1 | 1 | 0 | 1 | 1 | 0 | 2 | 5 | 1 | 1 | 3 | 1 | 0 | 0 | 0 | 35 |
| Deprivation of Liberty/False Imprisonment | 0 | 0 | 0 | 0 | 0 | 0 | 0 | 0 | 0 | 0 | 0 | 0 | 0 | 0 | 0 | 0 | 0 | 0 | 0 | 0 | 0 | 0 | 0 | 0 | 0 | 0 | 0 | 1 |
| Robbery | 1 | 0 | 0 | 2 | 0 | 0 | 8 | 2 | 0 | 5 | 6 | 0 | 10 | 8 | 0 | 18 | 10 | 0 | 21 | 29 | 0 | 11 | 13 | 0 | 2 | 0 | 0 | 146 |
| Blackmail & Extortion | 0 | 0 | 0 | 0 | 0 | 0 | 0 | 0 | 0 | 0 | 0 | 0 | 0 | 0 | 0 | 2 | 0 | 0 | 0 | 0 | 0 | 0 | 0 | 0 | 0 | 0 | 0 | 2 |
| Unlawful Entry with Intent/Burglary, Break & Enter | 22 | 0 | 0 | 40 | 3 | 0 | 50 | 11 | 0 | 72 | 23 | 0 | 78 | 42 | 0 | 78 | 48 | 2 | 77 | 68 | 0 | 36 | 29 | 0 | 31 | 25 | 1 | 736 |
| Motor Vehicle Theft & Related Offences | 1 | 0 | 0 | 1 | 1 | 0 | 7 | 1 | 0 | 10 | 6 | 0 | 7 | 14 | 0 | 4 | 11 | 0 | 14 | 17 | 0 | 6 | 4 | 0 | 3 | 1 | 0 | 108 |
| Theft (Except Motor Vehicles) | 1 | 1 | 0 | 8 | 1 | 0 | 10 | 7 | 0 | 10 | 8 | 1 | 11 | 18 | 0 | 17 | 28 | 0 | 13 | 25 | 0 | 2 | 10 | 0 | 2 | 3 | 0 | 176 |
| Receiving or Handling Proceeds of Crime | 1 | 0 | 0 | 0 | 0 | 0 | 1 | 2 | 0 | 4 | 0 | 0 | 0 | 0 | 0 | 3 | 2 | 0 | 6 | 4 | 0 | 2 | 1 | 0 | 0 | 1 | 1 | 28 |
| Fraud, Forgery or False Financial Instruments | 0 | 0 | 0 | 1 | 0 | 0 | 0 | 0 | 0 | 0 | 0 | 0 | 1 | 4 | 0 | 1 | 4 | 0 | 0 | 10 | 0 | 2 | 5 | 1 | 0 | 2 | 0 | 31 |
| Dishonest Conversion | 0 | 0 | 0 | 0 | 0 | 0 | 0 | 0 | 0 | 0 | 0 | 0 | 0 | 0 | 0 | 0 | 0 | 0 | 3 | 0 | 0 | 0 | 0 | 0 | 0 | 0 | 0 | 3 |
| Other Deception Offences | 0 | 0 | 0 | 0 | 0 | 0 | 0 | 0 | 0 | 0 | 0 | 0 | 0 | 0 | 0 | 0 | 0 | 0 | 0 | 1 | 0 | 0 | 0 | 0 | 0 | 0 | 0 | 1 |
| Deal or Traffic in Illicit Drugs | 0 | 0 | 0 | 0 | 0 | 0 | 0 | 3 | 0 | 1 | 7 | 0 | 2 | 6 | 0 | 1 | 9 | 0 | 3 | 6 | 1 | 1 | 1 | 0 | 0 | 0 | 0 | 41 |
| Manufacture or Cultivate Illicit Drugs | 0 | 0 | 0 | 0 | 0 | 0 | 0 | 0 | 0 | 0 | 1 | 0 | 0 | 1 | 0 | 0 | 2 | 0 | 1 | 6 | 0 | 0 | 0 | 0 | 0 | 0 | 0 | 11 |
| Possess and/or Use Illicit Drugs | 0 | 0 | 0 | 1 | 0 | 0 | 1 | 0 | 0 | 0 | 0 | 0 | 1 | 4 | 0 | 1 | 13 | 0 | 7 | 21 | 1 | 1 | 7 | 0 | 0 | 2 | 0 | 60 |
| Other Illicit Drug Offences | 0 | 0 | 0 | 0 | 0 | 0 | 0 | 0 | 0 | 0 | 1 | 0 | 1 | 2 | 0 | 0 | 0 | 0 | 5 | 0 | 1 | 2 | 0 | 0 | 0 | 0 | 0 | 12 |
| Prohibited Weapons/Explosives Offences | 0 | 0 | 0 | 0 | 0 | 0 | 3 | 1 | 0 | 2 | 1 | 0 | 5 | 2 | 0 | 2 | 1 | 0 | 5 | 8 | 0 | 1 | 1 | 0 | 0 | 1 | 0 | 33 |
| Regulated Weapons/Explosives Offences | 0 | 0 | 0 | 0 | 0 | 0 | 1 | 0 | 0 | 1 | 1 | 0 | 2 | 1 | 0 | 2 | 3 | 0 | 3 | 4 | 0 | 0 | 0 | 0 | 0 | 0 | 0 | 18 |
| Property Damage | 7 | 0 | 0 | 3 | 3 | 0 | 9 | 5 | 0 | 9 | 10 | 1 | 10 | 29 | 0 | 10 | 34 | 1 | 14 | 37 | 1 | 8 | 24 | 0 | 3 | 2 | 0 | 220 |
| Environmental Pollution | 0 | 0 | 0 | 0 | 0 | 0 | 0 | 0 | 0 | 0 | 0 | 0 | 0 | 0 | 0 | 0 | 0 | 0 | 0 | 1 | 0 | 0 | 0 | 0 | 0 | 0 | 0 | 1 |
| Disorderly Conduct | 1 | 0 | 0 | 2 | 1 | 0 | 5 | 2 | 0 | 9 | 8 | 0 | 16 | 5 | 1 | 17 | 22 | 1 | 30 | 38 | 4 | 7 | 7 | 3 | 2 | 0 | 0 | 181 |
| Regulated Public Order Offences | 0 | 0 | 0 | 0 | 0 | 0 | 0 | 0 | 0 | 0 | 0 | 0 | 1 | 1 | 0 | 3 | 2 | 0 | 2 | 3 | 0 | 1 | 1 | 0 | 0 | 0 | 0 | 14 |

Table 15: (continued)

| Offences | 10-11 | | | 12 | | | 13 | | | 14 | | | 15 | | | 16 | | | 17 | | | 18 | | | 19 & over | | | | | |
|--|-----------|----------|----------|-----------|-----------|----------|------------|-----------|----------|------------|------------|----------|------------|------------|-----------|------------|------------|-----------|------------|------------|------------|------------|------------|-----------|-----------|-----------|----------|--------------|---|---|
| | I | O | U | I | O | U | I | O | U | I | O | U | I | O | U | I | O | U | I | O | U | I | O | U | I | O | U | | | |
| Driving Licence Offences | 0 | 0 | 0 | 0 | 1 | 0 | 1 | 0 | 1 | 3 | 8 | 2 | 10 | 14 | 19 | 15 | 56 | 38 | 23 | 92 | 51 | 6 | 27 | 10 | 0 | 4 | 0 | 0 | 4 | 0 |
| Road Vehicle Registration & Roadworthiness Offen | 0 | 0 | 0 | 0 | 0 | 0 | 0 | 0 | 0 | 0 | 0 | 0 | 1 | 1 | 0 | 0 | 0 | 0 | 0 | 3 | 4 | 0 | 4 | 0 | 4 | 4 | 0 | 0 | 0 | 0 |
| Regulatory Driving Offences | 0 | 0 | 0 | 0 | 0 | 0 | 0 | 0 | 0 | 0 | 0 | 0 | 0 | 0 | 0 | 4 | 4 | 4 | 5 | 14 | 16 | 1 | 8 | 14 | 0 | 0 | 1 | 0 | 0 | 1 |
| Pedestrian Offences | 0 | 0 | 0 | 0 | 0 | 0 | 0 | 0 | 0 | 0 | 0 | 0 | 0 | 0 | 0 | 0 | 0 | 0 | 0 | 0 | 0 | 0 | 0 | 0 | 0 | 0 | 0 | 0 | 0 | 1 |
| Breach of Justice Order | 1 | 0 | 0 | 1 | 0 | 0 | 1 | 1 | 0 | 2 | 1 | 0 | 5 | 0 | 0 | 6 | 0 | 0 | 8 | 4 | 0 | 2 | 6 | 1 | 3 | 4 | 0 | 0 | 0 | 0 |
| Other Offences Against Justice Procedures | 0 | 0 | 0 | 1 | 0 | 0 | 2 | 0 | 0 | 2 | 2 | 0 | 4 | 1 | 0 | 1 | 4 | 0 | 6 | 22 | 0 | 2 | 5 | 1 | 0 | 0 | 0 | 0 | 0 | 0 |
| Offences Against Government Operations | 0 | 0 | 0 | 0 | 0 | 0 | 0 | 0 | 0 | 1 | 1 | 0 | 1 | 3 | 0 | 1 | 4 | 0 | 6 | 26 | 2 | 1 | 2 | 0 | 0 | 0 | 0 | 0 | 0 | 0 |
| Harassment & Related Offences | 0 | 0 | 0 | 0 | 0 | 0 | 2 | 0 | 0 | 1 | 4 | 0 | 1 | 0 | 0 | 5 | 4 | 0 | 4 | 13 | 1 | 3 | 1 | 0 | 0 | 0 | 1 | 0 | 0 | 1 |
| Public Health & Safety Offences | 0 | 0 | 0 | 0 | 0 | 0 | 0 | 0 | 0 | 0 | 0 | 0 | 2 | 1 | 0 | 1 | 3 | 0 | 0 | 2 | 0 | 0 | 0 | 1 | 1 | 0 | 0 | 0 | 0 | 0 |
| Other Miscellaneous Offences | 0 | 0 | 0 | 0 | 0 | 0 | 0 | 0 | 0 | 0 | 1 | 0 | 0 | 0 | 0 | 1 | 0 | 0 | 0 | 3 | 0 | 0 | 0 | 1 | 0 | 0 | 0 | 0 | 0 | 0 |
| Total | 42 | 5 | 0 | 66 | 15 | 0 | 114 | 45 | 3 | 160 | 125 | 5 | 236 | 210 | 24 | 267 | 367 | 66 | 358 | 799 | 260 | 149 | 285 | 98 | 55 | 65 | 8 | 3,827 | | |

Note: 12 cases of unknown age are excluded

Table 15: (continued)

| Females | 10-11 | | 12 | | 13 | | 14 | | 15 | | 16 | | 17 | | 18 | | 19 & over | | Total | | | | | | | | | |
|--|----------|----------|----------|-----------|----------|----------|-----------|-----------|----------|-----------|-----------|----------|-----------|-----------|----------|------------|-----------|-----------|------------|------------|-----------|-----------|-----------|-----------|-----------|----------|----------|------------|
| | I | O | I | O | I | O | I | O | I | O | I | O | I | O | I | O | I | O | | | | | | | | | | |
| Assault | 0 | 0 | 1 | 1 | 0 | 6 | 2 | 0 | 13 | 11 | 0 | 20 | 19 | 0 | 23 | 13 | 0 | 26 | 24 | 0 | 9 | 8 | 0 | 7 | 1 | 0 | 184 | |
| Other Acts Intended to Cause Injury | 0 | 0 | 0 | 0 | 0 | 0 | 0 | 0 | 0 | 0 | 0 | 1 | 0 | 0 | 0 | 0 | 0 | 0 | 0 | 0 | 0 | 0 | 0 | 0 | 0 | 0 | 0 | 1 |
| Non-Assaultive Sexual Offences | 0 | 0 | 0 | 0 | 0 | 0 | 0 | 0 | 0 | 0 | 0 | 0 | 0 | 0 | 0 | 0 | 0 | 0 | 0 | 2 | 0 | 0 | 1 | 0 | 0 | 0 | 0 | 3 |
| Dangerous or Negligent Operation of a Vehicle | 0 | 0 | 0 | 0 | 0 | 2 | 0 | 0 | 2 | 1 | 0 | 1 | 1 | 4 | 13 | 9 | 7 | 16 | 28 | 42 | 3 | 9 | 13 | 1 | 1 | 0 | 0 | 153 |
| Other Dangerous or Negligent Acts Endangering P | 0 | 0 | 0 | 0 | 0 | 1 | 1 | 0 | 0 | 0 | 0 | 0 | 0 | 0 | 0 | 1 | 0 | 1 | 0 | 0 | 0 | 1 | 0 | 0 | 0 | 0 | 0 | 5 |
| Robbery | 0 | 0 | 1 | 0 | 0 | 3 | 0 | 0 | 3 | 2 | 0 | 13 | 1 | 0 | 5 | 0 | 0 | 3 | 3 | 0 | 3 | 0 | 3 | 0 | 0 | 0 | 0 | 37 |
| Unlawful Entry with Intent/Burglary, Break & Enter | 0 | 0 | 4 | 0 | 0 | 4 | 2 | 0 | 9 | 1 | 0 | 10 | 3 | 0 | 9 | 1 | 0 | 11 | 1 | 0 | 4 | 1 | 0 | 5 | 2 | 1 | 0 | 68 |
| Motor Vehicle Theft & Related Offences | 0 | 0 | 1 | 0 | 0 | 1 | 0 | 0 | 6 | 0 | 0 | 7 | 3 | 0 | 4 | 4 | 0 | 3 | 1 | 0 | 1 | 2 | 0 | 0 | 0 | 0 | 0 | 33 |
| Theft (Except Motor Vehicles) | 1 | 0 | 2 | 0 | 0 | 10 | 0 | 0 | 13 | 9 | 0 | 15 | 10 | 0 | 10 | 12 | 0 | 14 | 6 | 0 | 7 | 3 | 0 | 0 | 0 | 0 | 0 | 112 |
| Receiving or Handling Proceeds of Crime | 0 | 0 | 0 | 0 | 0 | 0 | 0 | 0 | 1 | 0 | 0 | 1 | 1 | 0 | 1 | 1 | 0 | 2 | 1 | 0 | 1 | 0 | 0 | 0 | 0 | 0 | 0 | 9 |
| Fraud, Forgery or False Financial Instruments | 0 | 0 | 0 | 0 | 0 | 0 | 0 | 0 | 0 | 0 | 0 | 1 | 0 | 0 | 0 | 2 | 1 | 2 | 4 | 0 | 1 | 1 | 0 | 0 | 0 | 0 | 0 | 12 |
| Dishonest Conversion | 0 | 0 | 0 | 0 | 0 | 0 | 0 | 0 | 0 | 0 | 0 | 0 | 0 | 0 | 0 | 1 | 0 | 0 | 2 | 0 | 0 | 1 | 0 | 0 | 0 | 0 | 0 | 5 |
| Other Deception Offences | 0 | 0 | 0 | 0 | 0 | 0 | 0 | 0 | 0 | 0 | 0 | 0 | 0 | 0 | 0 | 1 | 0 | 1 | 0 | 0 | 0 | 0 | 0 | 0 | 0 | 0 | 0 | 2 |
| Deal or Traffic in Illicit Drugs | 0 | 0 | 0 | 0 | 0 | 0 | 2 | 0 | 1 | 3 | 0 | 1 | 2 | 0 | 0 | 1 | 0 | 1 | 5 | 0 | 0 | 0 | 0 | 0 | 0 | 0 | 0 | 17 |
| Manufacture or Cultivate Illicit Drugs | 0 | 0 | 0 | 0 | 0 | 0 | 0 | 0 | 0 | 0 | 0 | 0 | 0 | 0 | 1 | 0 | 0 | 0 | 0 | 0 | 0 | 0 | 0 | 0 | 0 | 0 | 0 | 1 |
| Possess and/or Use Illicit Drugs | 0 | 0 | 0 | 0 | 0 | 0 | 0 | 0 | 0 | 1 | 0 | 0 | 2 | 0 | 2 | 0 | 0 | 4 | 0 | 0 | 1 | 0 | 0 | 0 | 0 | 0 | 0 | 10 |
| Other Illicit Drug Offences | 0 | 0 | 0 | 0 | 0 | 0 | 0 | 0 | 0 | 1 | 0 | 0 | 0 | 0 | 1 | 0 | 0 | 0 | 0 | 0 | 0 | 0 | 0 | 0 | 0 | 0 | 0 | 2 |
| Regulated Weapons/Explosives Offences | 0 | 0 | 0 | 0 | 0 | 1 | 0 | 0 | 0 | 0 | 0 | 0 | 0 | 0 | 0 | 0 | 0 | 0 | 0 | 0 | 0 | 0 | 0 | 0 | 0 | 0 | 0 | 1 |
| Property Damage | 1 | 0 | 0 | 0 | 0 | 3 | 1 | 0 | 2 | 2 | 0 | 3 | 2 | 0 | 1 | 1 | 0 | 3 | 3 | 0 | 2 | 3 | 0 | 2 | 0 | 0 | 0 | 27 |
| Disorderly Conduct | 0 | 0 | 0 | 0 | 0 | 1 | 1 | 0 | 7 | 1 | 0 | 5 | 2 | 0 | 9 | 6 | 0 | 10 | 8 | 1 | 4 | 0 | 1 | 4 | 0 | 1 | 0 | 56 |
| Regulated Public Order Offences | 0 | 0 | 0 | 0 | 0 | 0 | 0 | 0 | 0 | 0 | 0 | 0 | 0 | 0 | 0 | 0 | 0 | 4 | 0 | 0 | 0 | 1 | 0 | 0 | 0 | 0 | 0 | 5 |
| Driving Licence Offences | 0 | 0 | 2 | 0 | 0 | 0 | 1 | 0 | 2 | 1 | 1 | 5 | 2 | 2 | 12 | 13 | 12 | 21 | 21 | 12 | 6 | 11 | 5 | 1 | 0 | 0 | 0 | 130 |
| Road Vehicle Registration & Roadworthiness Offen | 0 | 0 | 0 | 0 | 0 | 0 | 0 | 0 | 0 | 0 | 0 | 0 | 0 | 0 | 0 | 0 | 0 | 0 | 1 | 0 | 2 | 0 | 2 | 0 | 0 | 0 | 0 | 5 |
| Regulatory Driving Offences | 0 | 0 | 0 | 0 | 0 | 0 | 0 | 0 | 0 | 0 | 0 | 0 | 0 | 0 | 4 | 2 | 1 | 1 | 4 | 5 | 0 | 3 | 2 | 0 | 0 | 0 | 0 | 22 |
| Breach of Justice Order | 1 | 0 | 0 | 0 | 0 | 2 | 0 | 0 | 2 | 0 | 0 | 3 | 1 | 0 | 1 | 3 | 0 | 5 | 1 | 0 | 1 | 0 | 0 | 2 | 2 | 0 | 0 | 24 |
| Other Offences Against Justice Procedures | 0 | 0 | 0 | 0 | 0 | 0 | 0 | 0 | 0 | 0 | 0 | 1 | 1 | 0 | 2 | 1 | 0 | 7 | 1 | 0 | 1 | 0 | 0 | 0 | 0 | 0 | 0 | 14 |
| Offences Against Government Operations | 0 | 0 | 0 | 0 | 0 | 1 | 0 | 2 | 2 | 0 | 3 | 3 | 0 | 1 | 0 | 0 | 1 | 3 | 0 | 0 | 0 | 0 | 0 | 0 | 0 | 0 | 0 | 16 |
| Harassment & Related Offences | 1 | 0 | 0 | 0 | 0 | 0 | 0 | 1 | 1 | 0 | 1 | 0 | 0 | 0 | 0 | 0 | 1 | 2 | 0 | 0 | 1 | 0 | 0 | 0 | 0 | 0 | 0 | 8 |
| Public Health & Safety Offences | 0 | 0 | 0 | 0 | 0 | 0 | 0 | 0 | 0 | 0 | 0 | 0 | 0 | 0 | 1 | 0 | 0 | 0 | 0 | 0 | 0 | 0 | 0 | 0 | 0 | 0 | 0 | 1 |
| Other Miscellaneous Offences | 0 | 0 | 0 | 0 | 0 | 0 | 0 | 0 | 0 | 0 | 0 | 0 | 0 | 0 | 0 | 0 | 0 | 0 | 0 | 0 | 0 | 0 | 0 | 0 | 0 | 0 | 0 | 1 |
| Total | 4 | 0 | 0 | 11 | 1 | 0 | 32 | 13 | 0 | 64 | 36 | 1 | 89 | 55 | 6 | 100 | 72 | 21 | 137 | 121 | 60 | 46 | 46 | 23 | 16 | 8 | 2 | 964 |

Note: 2 cases of unknown age are excluded

Table 16: Court outcome by sex and Indigenous status - distinct persons

| Outcome | Male | | | Female | | | Unknown | | | Total |
|----------------------|--------------|--------------|------------|---------------|------------|------------|----------------|----------|-----------|--------------|
| | I | O | U | I | O | U | I | O | U | |
| Dropped | 4 | 15 | 5 | 1 | 2 | 0 | 0 | 0 | 0 | 27 |
| Guilty | 1188 | 1354 | 452 | 394 | 239 | 111 | 0 | 3 | 10 | 3,751 |
| Referral to JJ teams | 238 | 526 | 7 | 93 | 110 | 2 | 1 | 1 | 0 | 978 |
| Not guilty | 1 | 2 | 1 | 0 | 0 | 0 | 0 | 0 | 0 | 4 |
| Other | 20 | 21 | 1 | 13 | 1 | 0 | 0 | 0 | 0 | 56 |
| Total | 1,451 | 1,918 | 466 | 501 | 352 | 113 | 1 | 4 | 10 | 4,816 |

Note: 4 cases of unknown outcome are excluded

Table 17: Penalty by sex and Indigenous status - distinct persons

| Penalty | Male | | | Female | | | Unknown | | | Total |
|----------------|--------------|--------------|------------|---------------|------------|------------|----------------|----------|-----------|--------------|
| | I | O | U | I | O | U | I | O | U | |
| Dismissed | 134 | 211 | 51 | 57 | 57 | 10 | 0 | 1 | 2 | 523 |
| Fine | 180 | 464 | 356 | 74 | 68 | 91 | 0 | 2 | 4 | 1,239 |
| Non-custody | 597 | 527 | 45 | 219 | 106 | 10 | 0 | 0 | 4 | 1,508 |
| Custody | 276 | 146 | 0 | 43 | 8 | 0 | 0 | 0 | 0 | 473 |
| Total | 1,187 | 1,348 | 452 | 393 | 239 | 111 | 0 | 3 | 10 | 3,743 |

Note: 8 cases of unknown penalty are excluded

Table 18: Penalty by offence, sex and Indigenous status - distinct persons

| Males | | | | | | | | | | | | | |
|---|------------------|------------|-----------|-------------|------------|------------|--------------------|------------|-----------|----------------|------------|----------|--------------|
| Offences | Dismissed | | | Fine | | | Non-custody | | | Custody | | | Total |
| | I | O | U | I | O | U | I | O | U | I | O | U | |
| Manslaughter & Driving Causing Death | 0 | 0 | 0 | 0 | 0 | 0 | 0 | 1 | 0 | 0 | 1 | 0 | 2 |
| Assault | 15 | 50 | 2 | 19 | 18 | 1 | 141 | 119 | 3 | 51 | 31 | 0 | 450 |
| Sexual Assault | 1 | 0 | 0 | 0 | 0 | 0 | 7 | 3 | 0 | 7 | 2 | 0 | 20 |
| Non-Assaultive Sexual Offences | 3 | 4 | 1 | 0 | 0 | 0 | 4 | 8 | 0 | 8 | 8 | 0 | 36 |
| Dangerous or Negligent Operation of a Vehicle | 0 | 8 | 4 | 56 | 258 | 246 | 29 | 39 | 8 | 3 | 2 | 0 | 653 |
| Other Dangerous or Negligent Acts Endangering Persons | 2 | 10 | 0 | 1 | 0 | 0 | 3 | 5 | 2 | 7 | 2 | 0 | 32 |
| Deprivation of Liberty/False Imprisonment | 0 | 0 | 0 | 0 | 0 | 0 | 0 | 1 | 0 | 0 | 0 | 0 | 1 |
| Robbery | 8 | 4 | 0 | 0 | 0 | 0 | 8 | 11 | 0 | 58 | 50 | 0 | 139 |
| Blackmail & Extortion | 0 | 0 | 0 | 0 | 0 | 0 | 0 | 1 | 0 | 0 | 0 | 0 | 1 |
| Unlawful Entry with Intent/Burglary, Break & Enter | 22 | 18 | 1 | 18 | 18 | 1 | 201 | 87 | 1 | 117 | 30 | 0 | 514 |
| Motor Vehicle Theft & Related Offences | 6 | 8 | 0 | 2 | 9 | 0 | 25 | 21 | 0 | 5 | 6 | 0 | 82 |
| Theft (Except Motor Vehicles) | 9 | 16 | 1 | 8 | 12 | 0 | 25 | 28 | 0 | 2 | 0 | 0 | 101 |
| Receiving or Handling Proceeds of Crime | 2 | 1 | 0 | 1 | 0 | 0 | 8 | 2 | 1 | 0 | 0 | 0 | 15 |
| Fraud, Forgery or False Financial Instruments | 3 | 3 | 0 | 0 | 3 | 1 | 0 | 13 | 0 | 0 | 0 | 0 | 23 |
| Dishonest Conversion | 0 | 0 | 0 | 0 | 1 | 0 | 0 | 0 | 0 | 0 | 0 | 0 | 1 |
| Other Deception Offences | 0 | 0 | 0 | 0 | 1 | 0 | 0 | 0 | 0 | 0 | 0 | 0 | 1 |
| Deal or Traffic in Illicit Drugs | 2 | 11 | 0 | 1 | 2 | 1 | 2 | 15 | 0 | 3 | 3 | 0 | 40 |
| Manufacture or Cultivate Illicit Drugs | 1 | 0 | 0 | 0 | 2 | 0 | 0 | 2 | 0 | 0 | 1 | 0 | 6 |
| Possess and/or Use Illicit Drugs | 4 | 9 | 0 | 2 | 11 | 0 | 3 | 9 | 1 | 0 | 0 | 0 | 39 |
| Other Illicit Drug Offences | 0 | 1 | 0 | 1 | 4 | 0 | 1 | 1 | 0 | 0 | 0 | 0 | 8 |
| Prohibited Weapons/Explosives Offences | 1 | 2 | 0 | 0 | 1 | 0 | 11 | 4 | 0 | 4 | 0 | 0 | 23 |
| Regulated Weapons/Explosives Offences | 0 | 1 | 0 | 2 | 2 | 0 | 6 | 2 | 0 | 1 | 0 | 0 | 14 |
| Property Damage | 14 | 26 | 0 | 8 | 16 | 1 | 36 | 48 | 2 | 5 | 7 | 0 | 163 |
| Environmental Pollution | 0 | 0 | 0 | 0 | 1 | 0 | 0 | 0 | 0 | 0 | 0 | 0 | 1 |
| Disorderly Conduct | 14 | 11 | 2 | 18 | 8 | 7 | 32 | 27 | 1 | 1 | 2 | 0 | 123 |
| Regulated Public Order Offences | 2 | 0 | 0 | 3 | 1 | 0 | 2 | 0 | 0 | 0 | 0 | 0 | 8 |
| Driving Licence Offences | 7 | 12 | 30 | 28 | 65 | 67 | 16 | 39 | 20 | 0 | 0 | 0 | 284 |
| Road Vehicle Registration & Roadworthiness Offences | 0 | 2 | 3 | 0 | 0 | 3 | 1 | 2 | 2 | 0 | 0 | 0 | 13 |
| Regulatory Driving Offences | 1 | 2 | 5 | 4 | 13 | 24 | 1 | 2 | 3 | 0 | 0 | 0 | 55 |
| Breach of Justice Order | 10 | 3 | 1 | 4 | 4 | 1 | 9 | 4 | 0 | 1 | 0 | 0 | 37 |
| Other Offences Against Justice Procedures | 6 | 5 | 1 | 2 | 6 | 0 | 6 | 8 | 0 | 0 | 0 | 0 | 34 |
| Offences Against Government Operations | 0 | 2 | 0 | 1 | 5 | 1 | 8 | 11 | 1 | 0 | 0 | 0 | 29 |
| Harassment & Related Offences | 1 | 2 | 0 | 1 | 0 | 1 | 11 | 9 | 0 | 3 | 1 | 0 | 29 |
| Public Health & Safety Offences | 0 | 0 | 0 | 0 | 1 | 1 | 0 | 2 | 0 | 0 | 0 | 0 | 4 |
| Other Miscellaneous Offences | 0 | 0 | 0 | 0 | 2 | 0 | 1 | 3 | 0 | 0 | 0 | 0 | 6 |
| Total | 134 | 211 | 51 | 180 | 464 | 356 | 597 | 527 | 45 | 276 | 146 | 0 | 2,987 |

Note: 7 cases of unknown penalty are excluded

Table 18: (continued)

| Females | | | | | | | | | | | | | |
|---|------------------|-----------|-----------|-------------|-----------|-----------|--------------------|------------|-----------|----------------|----------|----------|--------------|
| Offences | Dismissed | | | Fine | | | Non-custody | | | Custody | | | Total |
| | I | O | U | I | O | U | I | O | U | I | O | U | |
| Assault | 11 | 26 | 0 | 7 | 1 | 0 | 67 | 41 | 0 | 8 | 1 | 0 | 162 |
| Non-Assaultive Sexual Offences | 0 | 1 | 0 | 0 | 0 | 0 | 0 | 0 | 0 | 0 | 2 | 0 | 3 |
| Dangerous or Negligent Operation of a Vehicle | 2 | 0 | 0 | 17 | 40 | 66 | 17 | 8 | 0 | 0 | 0 | 0 | 150 |
| Other Dangerous or Negligent Acts Endangering Persons | 1 | 2 | 0 | 0 | 0 | 0 | 0 | 1 | 0 | 1 | 0 | 0 | 5 |
| Robbery | 0 | 0 | 0 | 0 | 0 | 0 | 7 | 0 | 0 | 20 | 5 | 0 | 32 |
| Unlawful Entry with Intent/Burglary, Break & Enter | 1 | 3 | 0 | 1 | 0 | 0 | 36 | 3 | 1 | 9 | 0 | 0 | 54 |
| Motor Vehicle Theft & Related Offences | 6 | 0 | 0 | 0 | 0 | 0 | 9 | 5 | 0 | 2 | 0 | 0 | 22 |
| Theft (Except Motor Vehicles) | 5 | 4 | 0 | 6 | 4 | 0 | 26 | 8 | 0 | 1 | 0 | 0 | 54 |
| Receiving or Handling Proceeds of Crime | 1 | 0 | 0 | 1 | 0 | 0 | 3 | 0 | 0 | 0 | 0 | 0 | 5 |
| Fraud, Forgery or False Financial Instruments | 2 | 2 | 1 | 0 | 2 | 0 | 0 | 3 | 0 | 0 | 0 | 0 | 10 |
| Dishonest Conversion | 0 | 0 | 0 | 0 | 1 | 0 | 0 | 2 | 0 | 0 | 0 | 0 | 3 |
| Other Deception Offences | 1 | 0 | 0 | 0 | 0 | 0 | 0 | 0 | 0 | 0 | 0 | 0 | 1 |
| Deal or Traffic in Illicit Drugs | 2 | 5 | 0 | 0 | 0 | 0 | 1 | 8 | 0 | 0 | 0 | 0 | 16 |
| Manufacture or Cultivate Illicit Drugs | 0 | 0 | 0 | 0 | 0 | 0 | 1 | 0 | 0 | 0 | 0 | 0 | 1 |
| Possess and/or Use Illicit Drugs | 3 | 0 | 0 | 0 | 0 | 0 | 4 | 1 | 0 | 0 | 0 | 0 | 8 |
| Other Illicit Drug Offences | 1 | 0 | 0 | 0 | 0 | 0 | 0 | 0 | 0 | 0 | 0 | 0 | 1 |
| Property Damage | 1 | 2 | 0 | 3 | 1 | 0 | 4 | 8 | 0 | 1 | 0 | 0 | 20 |
| Disorderly Conduct | 4 | 3 | 0 | 7 | 0 | 1 | 12 | 3 | 1 | 1 | 0 | 0 | 32 |
| Regulated Public Order Offences | 2 | 0 | 0 | 1 | 1 | 0 | 0 | 0 | 0 | 0 | 0 | 0 | 4 |
| Driving Licence Offences | 5 | 3 | 7 | 23 | 14 | 16 | 15 | 7 | 7 | 0 | 0 | 0 | 97 |
| Road Vehicle Registration & Roadworthiness Offences | 0 | 0 | 2 | 0 | 0 | 0 | 2 | 0 | 0 | 0 | 0 | 0 | 4 |
| Regulatory Driving Offences | 0 | 0 | 0 | 3 | 2 | 8 | 1 | 2 | 0 | 0 | 0 | 0 | 16 |
| Breach of Justice Order | 6 | 3 | 0 | 2 | 0 | 0 | 6 | 2 | 0 | 0 | 0 | 0 | 19 |
| Other Offences Against Justice Procedures | 1 | 1 | 0 | 3 | 0 | 0 | 4 | 1 | 0 | 0 | 0 | 0 | 10 |
| Offences Against Government Operations | 1 | 2 | 0 | 0 | 0 | 0 | 3 | 1 | 0 | 0 | 0 | 0 | 7 |
| Harassment & Related Offences | 1 | 0 | 0 | 0 | 2 | 0 | 1 | 2 | 0 | 0 | 0 | 0 | 6 |
| Other Miscellaneous Offences | 0 | 0 | 0 | 0 | 0 | 0 | 0 | 0 | 1 | 0 | 0 | 0 | 1 |
| Total | 57 | 57 | 10 | 74 | 68 | 91 | 219 | 106 | 10 | 43 | 8 | 0 | 743 |

Note: 1 case of unknown penalty is excluded

Table 19: Final appearances before the Children's Court by sex, age and Indigenous status

| Age | Male | | | Female | | | Unknown | | | Total |
|--------------|--------------|--------------|------------|---------------|------------|------------|----------------|----------|-----------|--------------|
| | I | O | U | I | O | U | I | O | U | |
| 10 | 19 | 0 | 0 | 0 | 0 | 0 | 0 | 0 | 0 | 19 |
| 11 | 53 | 5 | 0 | 6 | 1 | 0 | 0 | 0 | 0 | 65 |
| 12 | 141 | 25 | 0 | 19 | 4 | 0 | 0 | 0 | 1 | 190 |
| 13 | 227 | 71 | 3 | 64 | 17 | 0 | 0 | 0 | 0 | 382 |
| 14 | 299 | 194 | 6 | 114 | 48 | 1 | 0 | 0 | 0 | 662 |
| 15 | 459 | 322 | 24 | 157 | 65 | 6 | 1 | 2 | 0 | 1,036 |
| 16 | 518 | 552 | 69 | 166 | 84 | 21 | 0 | 0 | 2 | 1,412 |
| 17 | 624 | 1141 | 270 | 207 | 154 | 60 | 0 | 1 | 4 | 2,461 |
| 18 | 216 | 366 | 98 | 58 | 50 | 24 | 0 | 1 | 1 | 814 |
| 19+ | 58 | 73 | 8 | 20 | 8 | 2 | 0 | 0 | 0 | 169 |
| Unknown | 5 | 4 | 4 | 2 | 0 | 0 | 0 | 0 | 8 | 23 |
| Total | 2,619 | 2,753 | 482 | 813 | 431 | 114 | 1 | 4 | 16 | 7,233 |

Table 20: Offence group by sex, Indigenous status and age - final appearances

| Males | 10-11 | | | 12 | | | 13 | | | 14 | | | 15 | | | 16 | | | 17 | | | 18 | | | 19 & over | | |
|---|-------|---|---|----|---|---|----|----|---|-----|----|---|-----|----|---|-----|----|----|-----|-----|-----|----|----|----|-----------|----|---|
| | I | O | U | I | O | U | I | O | U | I | O | U | I | O | U | I | O | U | I | O | U | I | O | U | | | |
| Conspiracies & Attempts to Murder | 0 | 0 | 0 | 0 | 0 | 0 | 0 | 0 | 0 | 0 | 0 | 0 | 0 | 0 | 0 | 0 | 0 | 0 | 0 | 0 | 0 | 0 | 0 | 0 | 0 | 0 | 0 |
| Manslaughter & Driving Causing Death | 0 | 0 | 0 | 0 | 0 | 0 | 0 | 0 | 0 | 0 | 0 | 0 | 0 | 0 | 0 | 0 | 0 | 0 | 0 | 0 | 0 | 0 | 0 | 0 | 0 | 0 | 0 |
| Assault | 6 | 3 | 0 | 10 | 3 | 0 | 16 | 9 | 0 | 32 | 34 | 0 | 63 | 54 | 0 | 78 | 74 | 1 | 92 | 107 | 0 | 44 | 56 | 3 | 8 | 14 | 2 |
| Sexual Assault | 1 | 0 | 0 | 0 | 0 | 0 | 2 | 0 | 0 | 4 | 1 | 0 | 2 | 2 | 0 | 2 | 4 | 0 | 7 | 4 | 0 | 0 | 0 | 0 | 0 | 0 | 0 |
| Non-Assaultive Sexual Offences | 1 | 0 | 0 | 0 | 0 | 0 | 3 | 1 | 1 | 2 | 4 | 0 | 3 | 5 | 0 | 3 | 4 | 0 | 4 | 3 | 0 | 1 | 9 | 0 | 2 | 2 | 0 |
| Dangerous or Negligent Operation of a Vehicle | 0 | 0 | 0 | 0 | 0 | 0 | 0 | 0 | 1 | 1 | 4 | 1 | 16 | 16 | 4 | 32 | 58 | 20 | 56 | 267 | 182 | 21 | 78 | 59 | 1 | 2 | 3 |
| Other Dangerous or Negligent Acts Endangering Persons | 2 | 1 | 0 | 1 | 2 | 0 | 3 | 2 | 0 | 1 | 5 | 0 | 4 | 3 | 0 | 1 | 3 | 0 | 2 | 6 | 1 | 1 | 4 | 1 | 0 | 0 | 0 |
| Deprivation of Liberty/False Imprisonment | 0 | 0 | 0 | 0 | 0 | 0 | 0 | 0 | 0 | 0 | 0 | 0 | 0 | 0 | 0 | 0 | 0 | 0 | 0 | 0 | 0 | 0 | 0 | 0 | 0 | 0 | 0 |
| Robbery | 1 | 0 | 0 | 3 | 0 | 0 | 15 | 2 | 0 | 5 | 7 | 0 | 19 | 9 | 0 | 24 | 18 | 0 | 28 | 32 | 0 | 15 | 14 | 0 | 2 | 1 | 0 |
| Blackmail & Extortion | 0 | 0 | 0 | 0 | 0 | 0 | 0 | 0 | 0 | 0 | 0 | 0 | 0 | 0 | 0 | 0 | 0 | 0 | 0 | 0 | 0 | 0 | 0 | 0 | 0 | 0 | 0 |
| Unlawful Entry with Intent/Burglary, Break & Enter | 34 | 0 | 0 | 71 | 4 | 0 | 82 | 14 | 0 | 117 | 33 | 0 | 139 | 52 | 0 | 135 | 74 | 2 | 112 | 103 | 0 | 47 | 33 | 0 | 31 | 26 | 1 |
| Motor Vehicle Theft & Related Offences | 1 | 0 | 0 | 4 | 3 | 0 | 11 | 3 | 0 | 16 | 9 | 0 | 16 | 20 | 0 | 20 | 16 | 0 | 22 | 25 | 0 | 9 | 11 | 0 | 3 | 1 | 0 |
| Theft (Except Motor Vehicles) | 6 | 1 | 0 | 22 | 2 | 0 | 23 | 18 | 0 | 38 | 14 | 1 | 38 | 32 | 0 | 39 | 41 | 0 | 37 | 48 | 0 | 8 | 16 | 0 | 2 | 5 | 0 |
| Receiving or Handling Proceeds of Crime | 1 | 0 | 0 | 1 | 0 | 0 | 6 | 2 | 0 | 7 | 2 | 0 | 8 | 1 | 0 | 6 | 7 | 0 | 10 | 10 | 0 | 4 | 2 | 0 | 0 | 1 | 1 |
| Illegal Use of Property (Except Motor Vehicles) | 0 | 0 | 0 | 0 | 0 | 0 | 0 | 0 | 0 | 1 | 0 | 0 | 0 | 0 | 0 | 0 | 0 | 0 | 0 | 0 | 0 | 0 | 0 | 0 | 0 | 0 | 0 |
| Fraud, Forgery or False Financial Instruments | 0 | 0 | 0 | 0 | 1 | 0 | 1 | 0 | 0 | 0 | 0 | 0 | 2 | 5 | 0 | 1 | 5 | 0 | 0 | 13 | 0 | 2 | 5 | 1 | 0 | 2 | 0 |
| Dishonest Conversion | 0 | 0 | 0 | 0 | 0 | 0 | 0 | 0 | 0 | 0 | 0 | 0 | 0 | 0 | 0 | 0 | 0 | 0 | 0 | 3 | 0 | 0 | 0 | 0 | 0 | 0 | 0 |
| Other Deception Offences | 0 | 0 | 0 | 0 | 0 | 0 | 0 | 0 | 0 | 0 | 0 | 0 | 1 | 0 | 0 | 0 | 0 | 0 | 1 | 1 | 0 | 0 | 0 | 0 | 0 | 0 | 0 |
| Deal or Traffic in Illicit Drugs | 0 | 0 | 0 | 0 | 0 | 0 | 0 | 3 | 0 | 2 | 8 | 0 | 3 | 7 | 0 | 2 | 9 | 0 | 3 | 7 | 1 | 1 | 1 | 0 | 0 | 0 | 0 |
| Manufacture or Cultivate Illicit Drugs | 0 | 0 | 0 | 0 | 0 | 0 | 0 | 0 | 0 | 0 | 1 | 0 | 0 | 3 | 0 | 0 | 2 | 0 | 1 | 7 | 0 | 0 | 0 | 0 | 0 | 0 | 0 |
| Possess and/or Use Illicit Drugs | 0 | 0 | 0 | 1 | 0 | 0 | 1 | 0 | 0 | 2 | 2 | 0 | 8 | 8 | 0 | 10 | 23 | 0 | 17 | 40 | 1 | 3 | 9 | 0 | 0 | 2 | 0 |
| Other Illicit Drug Offences | 0 | 0 | 0 | 0 | 0 | 0 | 0 | 0 | 0 | 0 | 1 | 0 | 1 | 2 | 0 | 2 | 0 | 0 | 0 | 11 | 0 | 1 | 2 | 0 | 0 | 0 | 0 |
| Prohibited Weapons/Explosives Offences | 0 | 0 | 0 | 1 | 0 | 0 | 3 | 1 | 0 | 2 | 1 | 0 | 6 | 2 | 0 | 2 | 2 | 0 | 7 | 15 | 0 | 1 | 1 | 0 | 0 | 1 | 0 |
| Regulated Weapons/Explosives Offences | 0 | 0 | 0 | 1 | 0 | 0 | 2 | 0 | 0 | 1 | 2 | 0 | 3 | 2 | 0 | 4 | 3 | 0 | 4 | 6 | 0 | 0 | 0 | 0 | 0 | 0 | 0 |
| Property Damage | 9 | 0 | 0 | 8 | 6 | 0 | 22 | 10 | 0 | 15 | 18 | 2 | 24 | 54 | 0 | 26 | 56 | 1 | 28 | 74 | 1 | 9 | 31 | 0 | 3 | 2 | 0 |
| Environmental Pollution | 0 | 0 | 0 | 0 | 0 | 0 | 0 | 0 | 0 | 0 | 0 | 0 | 0 | 0 | 0 | 0 | 0 | 0 | 0 | 1 | 0 | 0 | 0 | 0 | 0 | 0 | 0 |
| Disorderly Conduct | 2 | 0 | 0 | 7 | 1 | 0 | 15 | 2 | 0 | 20 | 17 | 0 | 36 | 15 | 1 | 48 | 32 | 1 | 63 | 61 | 4 | 16 | 9 | 3 | 2 | 0 | 0 |
| Regulated Public Order Offences | 0 | 0 | 0 | 0 | 0 | 0 | 1 | 0 | 0 | 0 | 0 | 0 | 1 | 1 | 0 | 4 | 3 | 0 | 6 | 3 | 0 | 2 | 1 | 0 | 0 | 0 | 0 |

Table 20: (continued)

| Offences | 10-11 | | | 12 | | | 13 | | | 14 | | | 15 | | | 16 | | | 17 | | | 18 | | | 19 & over | | | Total |
|---|-----------|----------|----------|------------|-----------|----------|------------|-----------|----------|------------|------------|----------|------------|------------|-----------|------------|------------|-----------|------------|--------------|------------|------------|------------|-----------|-----------|-----------|----------|--------------|
| | I | O | U | I | O | U | I | O | U | I | O | U | I | O | U | I | O | U | I | O | U | I | O | U | I | O | U | |
| Driving Licence Offences | 0 | 0 | 0 | 1 | 1 | 0 | 2 | 1 | 1 | 4 | 12 | 2 | 13 | 16 | 19 | 27 | 76 | 40 | 43 | 146 | 55 | 10 | 38 | 10 | 0 | 4 | 0 | 521 |
| Road Vehicle Registration & Roadworthiness Offences | 0 | 0 | 0 | 0 | 0 | 0 | 0 | 0 | 0 | 0 | 1 | 0 | 1 | 2 | 0 | 1 | 0 | 0 | 1 | 10 | 5 | 0 | 5 | 4 | 0 | 0 | 0 | 30 |
| Regulatory Driving Offences | 0 | 0 | 0 | 0 | 0 | 0 | 0 | 0 | 0 | 2 | 0 | 0 | 1 | 0 | 0 | 2 | 8 | 4 | 9 | 25 | 17 | 1 | 11 | 14 | 0 | 0 | 1 | 95 |
| Pedestrian Offences | 0 | 0 | 0 | 0 | 0 | 0 | 0 | 0 | 0 | 0 | 0 | 0 | 0 | 0 | 0 | 0 | 0 | 0 | 0 | 0 | 0 | 0 | 0 | 0 | 0 | 0 | 1 | 1 |
| Breach of Justice Order | 7 | 0 | 0 | 7 | 2 | 0 | 15 | 3 | 0 | 18 | 5 | 0 | 32 | 5 | 0 | 26 | 6 | 0 | 38 | 21 | 0 | 9 | 10 | 1 | 4 | 7 | 0 | 216 |
| Other Offences Against Justice Procedures | 1 | 0 | 0 | 2 | 0 | 0 | 2 | 0 | 0 | 7 | 3 | 0 | 8 | 2 | 0 | 7 | 7 | 0 | 16 | 31 | 0 | 6 | 7 | 1 | 0 | 0 | 0 | 100 |
| Offences Against Government Operations | 0 | 0 | 0 | 0 | 0 | 0 | 0 | 0 | 0 | 1 | 3 | 0 | 4 | 3 | 0 | 7 | 6 | 0 | 8 | 33 | 2 | 1 | 4 | 0 | 0 | 1 | 0 | 73 |
| Harassment & Related Offences | 0 | 0 | 0 | 0 | 0 | 0 | 2 | 0 | 0 | 1 | 5 | 0 | 2 | 0 | 0 | 5 | 8 | 0 | 7 | 17 | 1 | 4 | 3 | 0 | 0 | 1 | 0 | 56 |
| Public Health & Safety Offences | 0 | 0 | 0 | 1 | 0 | 0 | 0 | 0 | 0 | 0 | 0 | 0 | 3 | 1 | 0 | 2 | 3 | 0 | 1 | 5 | 0 | 0 | 1 | 1 | 0 | 0 | 0 | 18 |
| Other Miscellaneous Offences | 0 | 0 | 0 | 0 | 0 | 0 | 0 | 0 | 0 | 0 | 1 | 0 | 2 | 0 | 0 | 2 | 1 | 0 | 1 | 5 | 0 | 0 | 1 | 0 | 0 | 0 | 0 | 13 |
| Unknown | 0 | 0 | 0 | 0 | 0 | 0 | 0 | 0 | 0 | 0 | 1 | 0 | 0 | 0 | 0 | 0 | 1 | 0 | 0 | 0 | 0 | 0 | 0 | 0 | 0 | 0 | 0 | 2 |
| Total | 72 | 5 | 0 | 141 | 25 | 0 | 227 | 71 | 3 | 299 | 194 | 6 | 459 | 322 | 24 | 518 | 552 | 69 | 624 | 1,141 | 270 | 216 | 366 | 98 | 58 | 73 | 8 | 5,841 |

Note: 13 cases of unknown age are excluded

Table 20: (continued)

| Females | 10-11 | | | 12 | | | 13 | | | 14 | | | 15 | | | 16 | | | 17 | | | 18 | | | 19 & over | | | Total |
|--|----------|----------|----------|-----------|----------|----------|-----------|-----------|----------|------------|-----------|----------|------------|-----------|----------|------------|-----------|-----------|------------|------------|-----------|-----------|-----------|-----------|-----------|----------|----------|--------------|
| | I | O | U | I | O | U | I | O | U | I | O | U | I | O | U | I | O | U | I | O | U | I | O | U | I | O | U | |
| Assault | 0 | 0 | 0 | 1 | 3 | 0 | 11 | 2 | 0 | 19 | 13 | 0 | 28 | 21 | 0 | 33 | 15 | 0 | 34 | 29 | 0 | 10 | 8 | 0 | 8 | 1 | 0 | 236 |
| Other Acts Intended to Cause Injury | 0 | 0 | 0 | 0 | 0 | 0 | 0 | 0 | 0 | 0 | 0 | 0 | 0 | 1 | 0 | 0 | 0 | 0 | 0 | 0 | 0 | 0 | 0 | 0 | 0 | 0 | 0 | 1 |
| Non-Assaultive Sexual Offences | 0 | 0 | 0 | 0 | 0 | 0 | 0 | 0 | 0 | 0 | 0 | 0 | 0 | 0 | 0 | 0 | 0 | 0 | 0 | 2 | 0 | 0 | 0 | 1 | 0 | 0 | 0 | 3 |
| Dangerous or Negligent Operation of a Vehicle | 0 | 0 | 0 | 0 | 0 | 0 | 2 | 0 | 0 | 2 | 1 | 0 | 3 | 1 | 4 | 17 | 11 | 7 | 17 | 29 | 42 | 4 | 9 | 13 | 1 | 1 | 0 | 164 |
| Other Dangerous or Negligent Acts Endangering Person | 0 | 0 | 0 | 0 | 0 | 0 | 1 | 1 | 0 | 0 | 0 | 0 | 0 | 0 | 0 | 0 | 1 | 0 | 1 | 0 | 0 | 0 | 1 | 0 | 0 | 0 | 0 | 5 |
| Robbery | 0 | 0 | 0 | 1 | 0 | 0 | 4 | 0 | 0 | 7 | 2 | 0 | 16 | 2 | 0 | 6 | 0 | 0 | 4 | 4 | 0 | 3 | 1 | 0 | 0 | 0 | 0 | 50 |
| Unlawful Entry with Intent/Burglary, Break & Enter | 1 | 0 | 0 | 4 | 0 | 0 | 8 | 2 | 0 | 14 | 1 | 0 | 15 | 5 | 0 | 11 | 1 | 0 | 15 | 1 | 0 | 4 | 1 | 0 | 5 | 2 | 1 | 91 |
| Motor Vehicle Theft & Related Offences | 0 | 0 | 0 | 1 | 0 | 0 | 0 | 2 | 0 | 7 | 0 | 0 | 9 | 3 | 0 | 8 | 6 | 0 | 5 | 1 | 0 | 2 | 2 | 0 | 0 | 0 | 0 | 46 |
| Theft (Except Motor Vehicles) | 1 | 0 | 0 | 6 | 1 | 0 | 18 | 1 | 0 | 25 | 12 | 0 | 32 | 11 | 0 | 29 | 13 | 0 | 28 | 12 | 0 | 8 | 4 | 0 | 1 | 0 | 0 | 202 |
| Receiving or Handling Proceeds of Crime | 1 | 0 | 0 | 1 | 0 | 0 | 0 | 0 | 0 | 3 | 0 | 0 | 3 | 2 | 0 | 1 | 1 | 0 | 4 | 1 | 0 | 1 | 0 | 0 | 0 | 0 | 0 | 18 |
| Fraud, Forgery or False Financial Instruments | 0 | 0 | 0 | 0 | 0 | 0 | 0 | 0 | 0 | 0 | 0 | 0 | 0 | 2 | 0 | 0 | 3 | 1 | 2 | 6 | 0 | 1 | 1 | 0 | 0 | 0 | 0 | 16 |
| Dishonest Conversion | 0 | 0 | 0 | 0 | 0 | 0 | 0 | 0 | 0 | 0 | 0 | 0 | 0 | 1 | 0 | 0 | 1 | 0 | 0 | 3 | 0 | 0 | 1 | 0 | 0 | 1 | 0 | 7 |
| Other Deception Offences | 0 | 0 | 0 | 0 | 0 | 0 | 0 | 0 | 0 | 0 | 0 | 0 | 0 | 0 | 0 | 0 | 1 | 0 | 1 | 0 | 0 | 0 | 0 | 0 | 0 | 0 | 0 | 2 |
| Deal or Traffic in Illicit Drugs | 0 | 0 | 0 | 0 | 0 | 0 | 0 | 2 | 0 | 1 | 3 | 0 | 1 | 2 | 0 | 0 | 1 | 0 | 2 | 5 | 0 | 0 | 0 | 0 | 0 | 1 | 0 | 18 |
| Manufacture or Cultivate Illicit Drugs | 0 | 0 | 0 | 0 | 0 | 0 | 0 | 0 | 0 | 0 | 0 | 0 | 0 | 0 | 0 | 1 | 0 | 0 | 0 | 0 | 0 | 0 | 0 | 0 | 0 | 0 | 0 | 1 |
| Possess and/or Use Illicit Drugs | 0 | 0 | 0 | 1 | 0 | 0 | 0 | 0 | 0 | 0 | 2 | 0 | 1 | 2 | 0 | 2 | 1 | 0 | 6 | 2 | 0 | 2 | 1 | 0 | 0 | 0 | 0 | 20 |
| Other Illicit Drug Offences | 0 | 0 | 0 | 0 | 0 | 0 | 0 | 0 | 0 | 0 | 1 | 0 | 0 | 0 | 0 | 1 | 0 | 0 | 0 | 0 | 0 | 0 | 0 | 0 | 0 | 0 | 0 | 2 |
| Prohibited Weapons/Explosives Offences | 0 | 0 | 0 | 0 | 0 | 0 | 0 | 0 | 0 | 0 | 0 | 0 | 0 | 0 | 0 | 0 | 0 | 0 | 2 | 0 | 0 | 0 | 0 | 0 | 0 | 0 | 0 | 2 |
| Regulated Weapons/Explosives Offences | 0 | 0 | 0 | 0 | 0 | 0 | 0 | 1 | 0 | 0 | 0 | 0 | 0 | 0 | 0 | 0 | 0 | 0 | 0 | 0 | 0 | 0 | 0 | 0 | 0 | 0 | 0 | 1 |
| Property Damage | 1 | 0 | 0 | 0 | 0 | 0 | 4 | 1 | 0 | 2 | 2 | 0 | 8 | 2 | 0 | 3 | 1 | 0 | 4 | 3 | 0 | 2 | 3 | 0 | 0 | 0 | 0 | 36 |
| Disorderly Conduct | 0 | 0 | 0 | 0 | 0 | 0 | 6 | 1 | 0 | 14 | 3 | 0 | 12 | 2 | 0 | 18 | 8 | 0 | 16 | 13 | 1 | 4 | 0 | 1 | 0 | 0 | 0 | 99 |
| Regulated Public Order Offences | 0 | 0 | 0 | 0 | 0 | 0 | 0 | 0 | 0 | 0 | 0 | 0 | 1 | 0 | 0 | 0 | 0 | 0 | 4 | 1 | 0 | 0 | 1 | 0 | 0 | 0 | 0 | 7 |
| Driving Licence Offences | 0 | 0 | 0 | 3 | 0 | 0 | 2 | 1 | 0 | 2 | 1 | 1 | 8 | 2 | 2 | 16 | 13 | 12 | 31 | 24 | 12 | 7 | 11 | 6 | 1 | 0 | 0 | 155 |
| Road Vehicle Registration & Roadworthiness Offences | 0 | 0 | 0 | 0 | 0 | 0 | 0 | 0 | 0 | 0 | 0 | 0 | 0 | 0 | 0 | 0 | 0 | 0 | 0 | 3 | 0 | 2 | 0 | 2 | 0 | 0 | 0 | 7 |
| Regulatory Driving Offences | 0 | 0 | 0 | 0 | 0 | 0 | 0 | 0 | 0 | 0 | 0 | 0 | 0 | 0 | 0 | 6 | 2 | 1 | 1 | 4 | 5 | 0 | 3 | 2 | 0 | 0 | 0 | 24 |
| Breach of Justice Order | 1 | 0 | 0 | 1 | 0 | 0 | 6 | 1 | 0 | 12 | 1 | 0 | 8 | 1 | 0 | 6 | 3 | 0 | 17 | 4 | 0 | 6 | 1 | 0 | 4 | 2 | 0 | 74 |
| Other Offences Against Justice Procedures | 0 | 0 | 0 | 0 | 0 | 0 | 1 | 0 | 0 | 1 | 0 | 0 | 6 | 1 | 0 | 4 | 2 | 0 | 9 | 2 | 0 | 1 | 0 | 0 | 0 | 0 | 0 | 27 |
| Offences Against Government Operations | 0 | 0 | 0 | 0 | 0 | 0 | 0 | 2 | 0 | 3 | 4 | 0 | 5 | 4 | 0 | 2 | 0 | 0 | 2 | 3 | 0 | 1 | 0 | 0 | 0 | 0 | 0 | 26 |
| Harassment & Related Offences | 1 | 0 | 0 | 0 | 0 | 1 | 0 | 0 | 2 | 2 | 0 | 1 | 0 | 0 | 1 | 0 | 0 | 2 | 2 | 0 | 0 | 1 | 0 | 0 | 0 | 0 | 13 | |
| Public Health & Safety Offences | 0 | 0 | 0 | 0 | 0 | 0 | 0 | 0 | 0 | 0 | 0 | 0 | 0 | 0 | 0 | 1 | 0 | 0 | 0 | 0 | 0 | 0 | 0 | 0 | 0 | 0 | 0 | 1 |
| Other Miscellaneous Offences | 0 | 0 | 0 | 0 | 0 | 0 | 0 | 0 | 0 | 0 | 0 | 0 | 0 | 0 | 0 | 0 | 0 | 0 | 0 | 0 | 0 | 0 | 0 | 0 | 0 | 0 | 1 | 1 |
| Unknown | 0 | 1 | 0 | 0 | 0 | 0 | 0 | 0 | 0 | 0 | 0 | 0 | 0 | 0 | 0 | 0 | 0 | 0 | 0 | 0 | 0 | 0 | 0 | 0 | 0 | 0 | 0 | 1 |
| Total | 6 | 1 | 0 | 19 | 4 | 0 | 64 | 17 | 0 | 114 | 48 | 1 | 157 | 65 | 6 | 166 | 84 | 21 | 207 | 154 | 60 | 58 | 50 | 24 | 20 | 8 | 2 | 1,356 |

Note: 2 cases of unknown age are excluded

Table 21: Court outcome by sex and Indigenous status - final appearances

| Outcome | Male | | | Female | | | Unknown | | | Total |
|----------------------|--------------|--------------|------------|------------|------------|------------|----------|----------|-----------|--------------|
| | I | O | U | I | O | U | I | O | U | |
| Dropped | 35 | 44 | 5 | 11 | 4 | 0 | 0 | 0 | 0 | 99 |
| Guilty | 2,112 | 1,926 | 463 | 619 | 288 | 112 | 0 | 3 | 11 | 5,534 |
| Referral to JJ teams | 388 | 705 | 8 | 147 | 135 | 2 | 1 | 1 | 5 | 1,392 |
| Not guilty | 10 | 9 | 2 | 2 | 1 | 0 | 0 | 0 | 0 | 24 |
| Other | 72 | 66 | 2 | 32 | 3 | 0 | 0 | 0 | 0 | 175 |
| Total | 2,617 | 2,750 | 480 | 811 | 431 | 114 | 1 | 4 | 16 | 7,224 |

Note: 9 cases of unknown outcome are excluded

Table 22: Penalty by sex and Indigenous status - final appearances

| Penalty | Male | | | Female | | | Unknown | | | Total |
|--------------|--------------|--------------|------------|------------|------------|------------|----------|----------|-----------|--------------|
| | I | O | U | I | O | U | I | O | U | |
| Dismissed | 466 | 410 | 52 | 142 | 76 | 10 | 0 | 1 | 2 | 1,159 |
| Fine | 316 | 636 | 366 | 105 | 81 | 92 | 0 | 2 | 4 | 1,602 |
| Non-custody | 959 | 695 | 45 | 318 | 123 | 10 | 0 | 0 | 5 | 2,155 |
| Custody | 370 | 179 | 0 | 53 | 8 | 0 | 0 | 0 | 0 | 610 |
| Total | 2,111 | 1,920 | 463 | 618 | 288 | 112 | 0 | 3 | 11 | 5,526 |

Note: 8 cases of unknown penalty are excluded

Table 23: Penalty by offence, sex and Indigenous status - final appearances

| Males | | | | | | | | | | | | | |
|---|------------------|------------|-----------|-------------|------------|------------|--------------------|------------|-----------|----------------|------------|----------|--------------|
| Offences | Dismissed | | | Fine | | | Non-custody | | | Custody | | | Total |
| | I | O | U | I | O | U | I | O | U | I | O | U | |
| Conspiracies & Attempts to Murder | 0 | 1 | 0 | 0 | 0 | 0 | 0 | 0 | 0 | 0 | 0 | 0 | 1 |
| Manslaughter & Driving Causing Death | 0 | 0 | 0 | 0 | 0 | 0 | 0 | 1 | 0 | 0 | 1 | 0 | 2 |
| Assault | 45 | 76 | 2 | 25 | 20 | 1 | 175 | 145 | 3 | 65 | 41 | 0 | 598 |
| Sexual Assault | 3 | 3 | 0 | 0 | 0 | 0 | 7 | 4 | 0 | 8 | 2 | 0 | 27 |
| Non-Assaultive Sexual Offences | 5 | 5 | 1 | 0 | 0 | 0 | 5 | 8 | 0 | 8 | 8 | 0 | 40 |
| Dangerous or Negligent Operation of a Vehicle | 3 | 12 | 4 | 79 | 301 | 250 | 35 | 43 | 8 | 6 | 3 | 0 | 744 |
| Other Dangerous or Negligent Acts Endangering Persons | 2 | 10 | 0 | 1 | 0 | 0 | 5 | 7 | 2 | 7 | 2 | 0 | 36 |
| Deprivation of Liberty/False Imprisonment | 0 | 0 | 0 | 0 | 0 | 0 | 0 | 1 | 0 | 0 | 0 | 0 | 1 |
| Robbery | 19 | 9 | 0 | 0 | 0 | 0 | 14 | 11 | 0 | 66 | 54 | 0 | 173 |
| Blackmail & Extortion | 0 | 0 | 0 | 0 | 0 | 0 | 0 | 1 | 0 | 0 | 0 | 0 | 1 |
| Unlawful Entry with Intent/Burglary, Break & Enter | 65 | 26 | 1 | 22 | 21 | 1 | 314 | 113 | 1 | 169 | 42 | 0 | 775 |
| Motor Vehicle Theft & Related Offences | 17 | 13 | 0 | 2 | 11 | 0 | 44 | 27 | 0 | 14 | 8 | 0 | 136 |
| Theft (Except Motor Vehicles) | 59 | 44 | 1 | 20 | 23 | 0 | 71 | 45 | 0 | 3 | 1 | 0 | 267 |
| Receiving or Handling Proceeds of Crime | 8 | 9 | 0 | 2 | 0 | 0 | 22 | 3 | 1 | 0 | 0 | 0 | 45 |
| Illegal Use of Property (Except Motor Vehicles) | 0 | 0 | 0 | 0 | 0 | 0 | 1 | 0 | 0 | 0 | 0 | 0 | 1 |
| Fraud, Forgery or False Financial Instruments | 4 | 7 | 0 | 0 | 4 | 1 | 1 | 13 | 0 | 0 | 0 | 0 | 30 |
| Dishonest Conversion | 0 | 0 | 0 | 0 | 1 | 0 | 0 | 0 | 0 | 0 | 0 | 0 | 1 |
| Other Deception Offences | 0 | 0 | 0 | 1 | 1 | 0 | 1 | 0 | 0 | 0 | 0 | 0 | 3 |
| Deal or Traffic in Illicit Drugs | 2 | 12 | 0 | 1 | 2 | 1 | 5 | 16 | 0 | 3 | 4 | 0 | 46 |
| Manufacture or Cultivate Illicit Drugs | 1 | 1 | 0 | 0 | 3 | 0 | 0 | 3 | 0 | 0 | 1 | 0 | 9 |
| Possess and/or Use Illicit Drugs | 19 | 17 | 0 | 11 | 25 | 0 | 5 | 13 | 1 | 0 | 1 | 0 | 92 |
| Other Illicit Drug Offences | 0 | 2 | 0 | 2 | 6 | 0 | 2 | 3 | 0 | 0 | 0 | 0 | 15 |
| Prohibited Weapons/Explosives Offences | 1 | 4 | 0 | 0 | 2 | 0 | 13 | 5 | 0 | 5 | 0 | 0 | 30 |
| Regulated Weapons/Explosives Offences | 2 | 1 | 0 | 4 | 2 | 0 | 7 | 3 | 0 | 1 | 0 | 0 | 20 |
| Property Damage | 30 | 54 | 0 | 14 | 32 | 1 | 67 | 79 | 2 | 7 | 8 | 0 | 294 |
| Environmental Pollution | 0 | 0 | 0 | 0 | 2 | 0 | 0 | 0 | 0 | 0 | 0 | 0 | 2 |
| Disorderly Conduct | 53 | 26 | 2 | 38 | 17 | 7 | 70 | 40 | 1 | 2 | 2 | 0 | 258 |
| Regulated Public Order Offences | 3 | 1 | 0 | 7 | 1 | 0 | 4 | 0 | 0 | 0 | 0 | 0 | 16 |
| Driving Licence Offences | 11 | 24 | 30 | 53 | 112 | 73 | 24 | 54 | 20 | 0 | 0 | 0 | 401 |
| Road Vehicle Registration & Roadworthiness Offences | 0 | 6 | 4 | 1 | 2 | 3 | 2 | 3 | 2 | 0 | 0 | 0 | 23 |
| Regulatory Driving Offences | 5 | 6 | 5 | 6 | 22 | 24 | 2 | 3 | 3 | 0 | 0 | 0 | 76 |
| Breach of Justice Order | 88 | 16 | 1 | 12 | 6 | 1 | 16 | 6 | 0 | 2 | 0 | 0 | 148 |
| Other Offences Against Justice Procedures | 15 | 12 | 1 | 9 | 7 | 0 | 17 | 9 | 0 | 0 | 0 | 0 | 70 |
| Offences Against Government Operations | 1 | 5 | 0 | 4 | 7 | 1 | 14 | 16 | 1 | 0 | 0 | 0 | 49 |
| Harassment & Related Offences | 2 | 5 | 0 | 1 | 2 | 1 | 13 | 14 | 0 | 4 | 1 | 0 | 43 |
| Public Health & Safety Offences | 1 | 2 | 0 | 0 | 2 | 1 | 1 | 2 | 0 | 0 | 0 | 0 | 9 |
| Other Miscellaneous Offences | 2 | 1 | 0 | 1 | 2 | 0 | 2 | 4 | 0 | 0 | 0 | 0 | 12 |
| Total | 466 | 410 | 52 | 316 | 636 | 366 | 959 | 695 | 45 | 370 | 179 | 0 | 4,494 |

Note: 7 cases of unknown penalty are excluded

Table 23: (continued)

| Females | | | | | | | | | | | | | |
|---|------------------|-----------|-----------|-------------|-----------|-----------|--------------------|------------|-----------|----------------|----------|----------|--------------|
| Offences | Dismissed | | | Fine | | | Non-custody | | | Custody | | | Total |
| | I | O | U | I | O | U | I | O | U | I | O | U | |
| Assault | 19 | 32 | 0 | 8 | 3 | 0 | 86 | 45 | 0 | 11 | 1 | 0 | 205 |
| Non-Assaultive Sexual Offences | 0 | 1 | 0 | 0 | 0 | 0 | 0 | 0 | 0 | 0 | 2 | 0 | 3 |
| Dangerous or Negligent Operation of a Vehicle | 2 | 0 | 0 | 20 | 42 | 66 | 22 | 8 | 0 | 0 | 0 | 0 | 160 |
| Other Dangerous or Negligent Acts Endangering Persons | 1 | 2 | 0 | 0 | 0 | 0 | 0 | 1 | 0 | 1 | 0 | 0 | 5 |
| Robbery | 2 | 1 | 0 | 0 | 0 | 0 | 10 | 0 | 0 | 22 | 5 | 0 | 40 |
| Unlawful Entry with Intent/Burglary, Break & Enter | 3 | 3 | 0 | 1 | 0 | 0 | 44 | 5 | 1 | 14 | 0 | 0 | 71 |
| Motor Vehicle Theft & Related Offences | 8 | 2 | 0 | 1 | 0 | 0 | 14 | 5 | 0 | 2 | 0 | 0 | 32 |
| Theft (Except Motor Vehicles) | 24 | 6 | 0 | 11 | 6 | 0 | 53 | 10 | 0 | 1 | 0 | 0 | 111 |
| Receiving or Handling Proceeds of Crime | 4 | 0 | 0 | 2 | 0 | 0 | 4 | 1 | 0 | 0 | 0 | 0 | 11 |
| Fraud, Forgery or False Financial Instruments | 2 | 2 | 1 | 0 | 2 | 0 | 0 | 5 | 0 | 0 | 0 | 0 | 12 |
| Dishonest Conversion | 0 | 0 | 0 | 0 | 1 | 0 | 0 | 2 | 0 | 0 | 0 | 0 | 3 |
| Other Deception Offences | 1 | 0 | 0 | 0 | 0 | 0 | 0 | 0 | 0 | 0 | 0 | 0 | 1 |
| Deal or Traffic in Illicit Drugs | 2 | 5 | 0 | 0 | 0 | 0 | 2 | 8 | 0 | 0 | 0 | 0 | 17 |
| Manufacture or Cultivate Illicit Drugs | 0 | 0 | 0 | 0 | 0 | 0 | 1 | 0 | 0 | 0 | 0 | 0 | 1 |
| Possess and/or Use Illicit Drugs | 4 | 0 | 0 | 2 | 0 | 0 | 4 | 4 | 0 | 0 | 0 | 0 | 14 |
| Other Illicit Drug Offences | 1 | 0 | 0 | 0 | 0 | 0 | 0 | 0 | 0 | 0 | 0 | 0 | 1 |
| Prohibited Weapons/Explosives Offences | 0 | 0 | 0 | 0 | 0 | 0 | 1 | 0 | 0 | 0 | 0 | 0 | 1 |
| Property Damage | 4 | 2 | 0 | 5 | 1 | 0 | 5 | 8 | 0 | 1 | 0 | 0 | 26 |
| Disorderly Conduct | 16 | 7 | 0 | 10 | 2 | 1 | 20 | 4 | 1 | 1 | 0 | 0 | 62 |
| Regulated Public Order Offences | 3 | 0 | 0 | 1 | 1 | 0 | 0 | 0 | 0 | 0 | 0 | 0 | 5 |
| Driving Licence Offences | 6 | 3 | 7 | 31 | 17 | 17 | 24 | 7 | 7 | 0 | 0 | 0 | 119 |
| Road Vehicle Registration & Roadworthiness Offences | 0 | 1 | 2 | 0 | 1 | 0 | 2 | 0 | 0 | 0 | 0 | 0 | 6 |
| Regulatory Driving Offences | 0 | 0 | 0 | 5 | 2 | 8 | 1 | 2 | 0 | 0 | 0 | 0 | 18 |
| Breach of Justice Order | 32 | 6 | 0 | 3 | 1 | 0 | 11 | 3 | 0 | 0 | 0 | 0 | 56 |
| Other Offences Against Justice Procedures | 5 | 1 | 0 | 4 | 0 | 0 | 7 | 2 | 0 | 0 | 0 | 0 | 19 |
| Offences Against Government Operations | 1 | 2 | 0 | 1 | 0 | 0 | 6 | 1 | 0 | 0 | 0 | 0 | 11 |
| Harassment & Related Offences | 2 | 0 | 0 | 0 | 2 | 0 | 1 | 2 | 0 | 0 | 0 | 0 | 7 |
| Other Miscellaneous Offences | 0 | 0 | 0 | 0 | 0 | 0 | 0 | 0 | 1 | 0 | 0 | 0 | 1 |
| Total | 142 | 76 | 10 | 105 | 81 | 92 | 318 | 123 | 10 | 53 | 8 | 0 | 1,018 |

Note: 1 case of unknown penalty is excluded

Appendix A

Australian Bureau of Statistics Australian Standard Offence Classification (ASOC) Summary of Division, Subdivision and Group Titles

| DIVISION | SUB-DIVISION | GROUP | TITLE |
|-----------------|---------------------|--------------|---|
| 01 | | | Homicide and Related Offences |
| | 011 | 0111 | Murder Murder |
| | 012 | 0121 0122 | Conspiracies and Attempts to Murder Conspiracy to Murder Attempted Murder |
| | 013 | 0131 0132 | Manslaughter and Driving Causing Death Manslaughter Driving Causing Death |
| 02 | | | Acts Intended to Cause Injury |
| | 021 | 0211 0212 | Assault Aggravated Assault Non-Aggravated Assault |
| | 029 | 0299 | Other Acts Intended to Cause Injury Acts Intended to Cause Injury, nec |
| 03 | | | Sexual Assault and Related Offences |
| | 031 | 0311 0312 | Sexual Assault Aggravated Sexual Assault Non-Aggravated Sexual Assault |
| | 032 | 0321 0329 | Non-Assaultive Sexual Offences Non-Assaultive Sexual Offences Against a Child Non-Assaultive Sexual Offences, nec |
| 04 | | | Dangerous or Negligent Acts Endangering Persons |
| | 041 | 0411 0412 | Dangerous or Negligent Operation of a Vehicle Driving Under the Influence of Alcohol or Drugs Dangerous or Negligent Driving |
| | 049 | 0491 0499 | Other Dangerous or Negligent Acts Endangering Persons Neglect of Person Under Care Other Dangerous or Negligent Acts Endangering Persons, nec |
| 05 | | | Abduction And Related Offences |
| | 051 | 0511 | Abduction and Kidnapping Abduction and Kidnapping |
| | 052 | 0521 | Deprivation of Liberty/False Imprisonment Deprivation of Liberty/False Imprisonment |

| DIVISION | SUB-DIVISION | GROUP | TITLE |
|-----------------|---------------------|--------------|---|
| 06 | | | Robbery, Extortion and Related Offences |
| | 061 | | Robbery |
| | | 0611 | Aggravated Robbery |
| | | 0612 | Non-Aggravated Robbery |
| | 062 | | Blackmail and Extortion |
| | | 0621 | Blackmail and Extortion |
| 07 | | | Unlawful Entry with Intent/Burglary, Break and Enter |
| | 071 | | Unlawful Entry with Intent/Burglary, Break and Enter |
| | | 0711 | Unlawful Entry with Intent/Burglary, Break and Enter |
| 08 | | | Theft and Related Offences |
| | 081 | | Motor Vehicle Theft and Related Offences |
| | | 0811 | Theft of a Motor Vehicle |
| | | 0812 | Illegal Use of a Motor Vehicle |
| | | 0813 | Theft of Motor Vehicle Parts or Contents |
| | 082 | | Theft (Except Motor Vehicles) |
| | | 0821 | Theft from a Person (Excluding by Force) |
| | | 0822 | Theft of Intellectual Property |
| | | 0823 | Theft From Retail Premises |
| | | 0829 | Theft (Except Motor Vehicles), nec |
| | 083 | | Receiving or Handling Proceeds of Crime |
| | | 0831 | Receiving or Handling Proceeds of Crime |
| | 084 | | Illegal Use of Property (Except Motor Vehicles) |
| | | 0841 | Illegal Use of Property (Except Motor Vehicles) |
| 09 | | | Deception and Related Offences |
| | 091 | | Fraud, Forgery or False Financial Instruments |
| | | 0911 | Cheque or Credit Card Fraud |
| | | 0912 | Make, Use or Possess Equipment to Make False/Illegal Financial Instrument |
| | | 0913 | Fraudulent Trade Practices |
| | | 0914 | Prescription Drug Fraud |
| | | 0915 | Fare Evasion |
| | | 0919 | Fraud, nec |
| | 092 | | Counterfeiting Currency and Related Offences |
| | | 0921 | Counterfeiting Currency and Related Offences |
| | 093 | | Dishonest Conversion |
| | | 0931 | Dishonest Conversion |
| | 094 | | Bribery |
| | | 0941 | Bribery Involving Government Officials |
| | | 0949 | Bribery, nec |
| | 099 | | Other Deception Offences |
| | | 0991 | Misrepresentation of Professional Status |
| | | 0992 | Non-Fraudulent Trade Practices |
| | | 0999 | Deception Offences, nec |

| DIVISION | SUB-DIVISION | GROUP | TITLE |
|-----------------|---------------------|--------------|--|
| 10 | | | Illicit Drug Offences |
| | 101 | | Import or Export Illicit Drugs |
| | | 1011 | Import Illicit Drugs |
| | | 1012 | Export Illicit Drugs |
| | 102 | | Deal or Traffic in Illicit Drugs |
| | | 1021 | Deal or Traffic in Illicit Drugs – Commercial Quantity |
| | | 1022 | Deal or Traffic in Illicit Drugs – Non-Commercial Quantity |
| | 103 | | Manufacture or Cultivate Illicit Drugs |
| | | 1031 | Manufacture or Cultivate Illicit Drugs |
| | 104 | | Possess and/or Use Illicit Drugs |
| | | 1041 | Possess Illicit Drug |
| | | 1042 | Use Illicit Drug |
| | 109 | | Other Illicit Drug Offences |
| | | 1099 | Illicit Drug Offences, nec |
| 11 | | | Weapons and Explosives Offences |
| | 111 | | Prohibited Weapons/Explosives Offences |
| | | 1111 | Import or Export Prohibited Weapons/Explosives |
| | | 1112 | Sell, Possess and/or Use Prohibited Weapons/Explosives |
| | | 1119 | Prohibited Weapons/Explosives Offences, nec |
| | 112 | | Regulated Weapons/Explosives Offences |
| | | 1121 | Unlawfully Obtain or Possess Regulated Weapons/Explosives |
| | | 1122 | Misuse of Regulated Weapons/Explosives |
| | | 1123 | Deal or Traffic Regulated Weapons/Explosives Offences |
| | | 1129 | Regulated Weapons/Explosives Offences, nec |
| 12 | | | Property Damage and Environmental Pollution |
| | 121 | | Property Damage |
| | | 1211 | Property Damage by Fire or Explosion |
| | | 1212 | Graffiti |
| | | 1219 | Property Damage, nec |
| | 122 | | Environmental Pollution |
| | | 1221 | Air Pollution Offences |
| | | 1222 | Water Pollution Offences |
| | | 1223 | Noise Pollution Offences |
| | | 1229 | Environmental Pollution Offences, nec |
| 13 | | | Public Order Offences |
| | 131 | | Disorderly Conduct |
| | | 1311 | Trespass |
| | | 1312 | Offensive Language |
| | | 1313 | Offensive Behaviour |
| | | 1314 | Criminal Intent |
| | | 1315 | Conspiracy |
| | | 1319 | Disorderly Conduct, nec |

| DIVISION | SUB-DIVISION | GROUP | TITLE |
|-----------------|---------------------|--------------|--|
| | 132 | | Regulated Public Order Offences |
| | | 1321 | Betting and Gambling Offences |
| | | 1322 | Liquor and Tobacco Offences |
| | | 1323 | Censorship Offences |
| | | 1324 | Prostitution Offences |
| | | 1325 | Offences Against Public Order Sexual Standards |
| | | 1329 | Regulated Public Order Offences, nec |
| 14 | | | Road Traffic and Motor Vehicle Regulatory Offences |
| | 141 | | Driving Licence Offences |
| | | 1411 | Driving While Licence Cancelled or Suspended |
| | | 1412 | Driving Without a Licence |
| | | 1419 | Driving Licence Offences, nec |
| | 142 | | Road Vehicle Registration and Roadworthiness Offences |
| | | 1421 | Registration Offences |
| | | 1422 | Roadworthiness Offences |
| | 143 | | Regulatory Driving Offences |
| | | 1431 | Exceeding the Prescribed Content of Alcohol Limit |
| | | 1432 | Exceeding Legal Speed Limit |
| | | 1433 | Parking Offences |
| | | 1439 | Regulatory Driving Offences, nec |
| | 144 | | Pedestrian Offences |
| | | 1441 | Pedestrian Offences |
| 15 | | | Offences Against Justice Procedures, Government Security and Government Operations |
| | 151 | | Breach of Justice Order |
| | | 1511 | Escape Custody Offences |
| | | 1512 | Breach of Bail |
| | | 1513 | Breach of Parole |
| | | 1514 | Breach of Domestic Violence Order |
| | | 1515 | Breach of Other Restraining Order |
| | | 1519 | Breach of Justice Order, nec |
| | 152 | | Other Offences Against Justice Procedures |
| | | 1521 | Subvert the Course of Justice |
| | | 1522 | Resist or Hinder Police Officer or Justice Official |
| | | 1523 | Prison Regulation Offences |
| | | 1529 | Offences Against Justice Procedures, nec |
| | 153 | | Offences Against Government Security |
| | | 1531 | Resist or Hinder Government Officer Concerned with Government Security |
| | | 1539 | Offences Against Government Security, nec |
| | 154 | | Offences Against Government Operations |
| | | 1541 | Resist or Hinder Government Official (Excluding Police Officer, Justice Official or Government Security Officer) |
| | | 1549 | Offences Against Government Operations, nec |

| DIVISION | SUB-DIVISION | GROUP | TITLE |
|-----------------|---------------------|--------------|--|
| 16 | | | Miscellaneous Offences |
| | 161 | | Harassment and Related Offences |
| | | 1611 | Harassment and Private Nuisance |
| | | 1612 | Offences Against Privacy |
| | | 1613 | Threatening Behaviour |
| | | 1614 | Defamation and Libel |
| | 162 | | Public Health and Safety Offences |
| | | 1621 | Sanitation Offences |
| | | 1622 | Disease Prevention Offences |
| | | 1623 | Occupational Health and Safety Offences |
| | | 1624 | Transport Offences |
| | | 1625 | Dangerous Substances Offences |
| | | 1626 | Licit Drug Offences |
| | | 1629 | Public Health and Safety Offences, nec |
| | 163 | | Commercial/Industrial/Financial Regulation |
| | | 1631 | Commercial/Industry/Financial Regulation |
| | 169 | | Other Miscellaneous Offences |
| | | 1691 | Environmental Regulation Offences |
| | | 1692 | Immigration Regulation Offences |
| | | 1693 | Quarantine Offences |
| | | 1694 | Import/Export Regulations |
| | | 1695 | Procure or Commit Illegal Abortion |
| | | 1699 | Miscellaneous Offences, nec |

Appendix B

Crime Research Centre (CRC) Offence Seriousness Index (OSI)

Extraction protocol for determining offence seriousness for multiple offence events

This order of offences is based on the complete list of ASOC offence classifications and, to the extent possible, is consistent with the ANCO-based Draft Seriousness Index developed by the CRC in the early 1990s. The current CRC OSI also accords with the National Offence Index (NOI), developed by the Australian Bureau of Statistics in 2003. The ranking of offences in these indices has been determined by reference to legal seriousness (as indicated by penalty) and the results of research on public opinion. It should be noted that within ASOC classifications considerable variation in harm and seriousness occur (for example, the category 1020-1022 deal or traffic in illicit drugs would include a high severity case such as the trafficking of cocaine as well as the less severe dealing of cannabis).

The general rules of ordering are as follows. The most serious offence within the classification is the basis for ranking even though it may also contain offences of a less serious nature. Offences specifically against individuals are ranked above those against corporations, institutions, etc. Environmental offences and other offences not ordinarily covered by criminal law statutes are provisionally ranked intermediate as insufficient information is contained in offence descriptions. Note that it is not always possible to rank all offences relative to every other offence and so rough groupings of offences of like seriousness have been attempted.

As all methods of ranking offences based on offence classifications alone are problematic this version does not purport to be definitive or reflect the Crime Research Centre position on the relative harm of offences. The Centre welcomes comment and discussion on the ranking of offences.

Summary description - offence grouping headings

1. Homicide
2. Sexual Assault
3. Import/Deal Illicit Drugs
4. Serious Assault/Robbery
5. Other Offences Against the Person
6. Weapons, Explosives
7. Receiving/Offences Against Justice
8. Theft
9. Company and Financial
10. Dangerous/Drink Driving
11. Environmental, Health, etc.
12. Breaches of Court Orders, etc.
13. Immigration, Censorship, etc.
14. Possess/Use Illicit Drug
15. Public Order
16. Government Security, Justice Procedures, etc.
17. Traffic and Other Offences

Appendix B

1.

0111 - murder
0110 - murder, nfd
0122 - attempted murder
0121 - conspiracy to murder
0120 - conspiracies and attempts to murder, nfd
0131 - manslaughter
0132 - driving causing death
0130 - manslaughter and driving causing death, nfd
0100 - homicide and related offences, nfd

2.

0311 - aggravated sexual assault
0321 - non-assaultive sexual offences against a child
0312 - non-aggravated sexual assault
0310 - sexual assault, nfd
0329 - other non-assaultive sexual offences, nec
0320 - non-assaultive sexual offences, nfd
0300 - sexual assault and related offences, nfd

3.

1011 - import illicit drugs
1012 - export illicit drugs
1010 - import or export illicit drugs, nfd
1021 - deal or traffic in illicit drugs - commercial quantity
1022 - deal or traffic in illicit drugs - non-commercial quantity
1020 - deal or traffic in illicit drugs, nfd
1031 - manufacture or cultivate illicit drugs
1030 - manufacture or cultivate illicit drugs, nfd

4.

0611 - aggravated robbery
0211 - aggravated assault
0511 - abduction and kidnapping
0510 - abduction and kidnapping, nfd
0521 - deprivation of liberty/false imprisonment
0520 - deprivation of liberty/false imprisonment, nfd
0500 - abduction and related offences, nfd

5.

0212 - non-aggravated assault
0210 - assault, nfd
0299 - acts intended to cause injury, nec
0290 - other acts intended to cause injury, nfd
0200 - acts intended to cause injury, nfd
0491 - neglect of person under care
0499 - other dangerous or negligent acts endangering persons, nec
0490 - other dangerous or negligent acts endangering persons, nfd
0612 - non-aggravated robbery
0610 - robbery, nfd
0621 - blackmail and extortion
0620 - blackmail and extortion, nfd
0600 - robbery, extortion and relation offences, nfd
1611 - harassment and private nuisance
1613 - threatening behaviour
1695 - procure or commit illegal abortion
1211 - property damage by fire or explosion
1539 - offences against government security, nec

Appendix B

6.

- 1111 - Import or export prohibited weapons/explosives
- 1112 - sell, possess and/or use prohibited weapons/explosives
- 1119 - prohibited weapons/explosives offences, nec
- 1110 - prohibited weapons/explosives offences, nfd
- 1121 - unlawfully obtain or possess regulated weapons/explosives
- 1122 - misuse of regulated weapons/explosives
- 1123 - deal or traffic regulated weapons/explosives offences
- 1129 - regulated weapons/explosives offences, nec
- 1120 - regulated weapons/explosives offences, nfd
- 1100 - weapons and explosives offences, nfd

7.

- 0921 - counterfeiting currency and related offences
- 0920 - counterfeiting currency and related offences, nfd
- 0941 - bribery involving government officials
- 1315 - conspiracy
- 1521 - subvert the course of justice

8.

- 0711 - unlawful entry with intent/burglary, break and enter
- 0710 - unlawful entry with intent/burglary, break and enter, nfd
- 0700 - unlawful entry with intent/burglary, break and enter, nfd
- 0911 - cheque or credit card fraud
- 0912 - make, use or possess equip to make false/illegal financial instrument
- 0913 - fraudulent trade practices
- 0914 - prescription drug fraud
- 0915 - fare evasion
- 0919 - fraud or forgery, nec
- 0910 - fraud, forgery or false financial instruments, nfd
- 0931 - dishonest conversion
- 0930 - dishonest conversion, nfd
- 0991 - misrepresentation of professional status
- 0999 - deception offences, nec
- 0949 - bribery, nec
- 0940 - bribery, nfd
- 0992 - non-fraudulent trade practices
- 0990 - other deception offences, nfd
- 0900 - deception and related offences, nfd
- 0811 - theft of a motor vehicle
- 0812 - illegal use of a motor vehicle
- 0821 - theft from a person (excluding by force)
- 0813 - theft of motor vehicle parts or contents
- 0810 - motor vehicle theft and related offences, nfd
- 0822 - theft of intellectual property
- 0823 - theft from retail premises
- 0829 - theft (except motor vehicles), nec
- 0820 - theft (except motor vehicles), nfd
- 0831 - receiving or handling proceeds of crime
- 0830 - receiving or handling proceeds of crime, nfd
- 0841 - illegal use of property (except motor vehicles)
- 0840 - illegal use of property (except motor vehicles), nfd
- 0800 - theft and related offences, nfd

9.

- 1631 - commercial/industry/financial regulation
- 1630 - commercial/industry/financial regulation, nfd
- 1694 - import/export regulations
- 1612 - offences against privacy

Appendix B

10.

- 0411 - driving under the influence of alcohol or drugs
- 0412 - dangerous or negligent driving
- 0410 - dangerous/negligent operation of vehicle, nfd
- 0400 - dangerous/negligent acts endangering persons, nfd
- 1431 - exceeding the prescribed content of alcohol limit

11.

- 1212 - graffiti
- 1219 - property damage, nec
- 1210 - property damage, nfd
- 1221 - air pollution offences
- 1222 - water pollution offences
- 1223 - noise pollution offences
- 1229 - environmental pollution offences, nec
- 1220 - environmental pollution offences, nfd
- 1200 - property damage and environmental pollution, nfd
- 1621 - sanitation offences
- 1622 - disease prevention offences
- 1623 - occupational health and safety offences
- 1624 - transport offences
- 1625 - dangerous substances offences
- 1626 - licit drug offences
- 1629 - public health and safety offences, nec
- 1620 - public health and safety offences, nfd
- 1691 - environmental regulation offences
- 1693 - quarantine offences

12.

- 1529 - offences against justice procedures, nec
- 1549 - offences against government operations, nec
- 1511 - escape custody offences
- 1512 - breach of bail
- 1513 - breach of parole
- 1514 - breach of domestic violence order
- 1515 - breach of other restraining order
- 1519 - breach of justice order, nec
- 1510 - breach of justice order, nfd
- 1523 - prison regulation offences

13.

- 1692 - immigration regulation offences
- 1614 - defamation and libel
- 1610 - harassment and private nuisance, nfd
- 1323 - censorship offences

14.

- 1041 - possess illicit drug
- 1042 - use illicit drug
- 1040 - possess and/or use illicit drug, nfd
- 1099 - illicit drug offences, nec
- 1090 - other illicit drug offences, nfd
- 1000 - illicit drug offences, nfd

Appendix B

15.

- 1311 - trespass
- 1312 - offensive language
- 1313 - offensive behaviour
- 1314 - criminal intent
- 1319 - disorderly conduct, nec
- 1310 - disorderly conduct, nfd
- 1321 - betting and gambling offences
- 1322 - liquor and tobacco offences
- 1324 - prostitution offences
- 1325 - offences against public order sexual standards
- 1329 - regulated public order offences, nec
- 1320 - regulated public order offences, nfd
- 1300 - public order offences, nfd

16.

- 1522 - resist or hinder police officer or justice official
- 1520 - other offences against justice procedures, nfd
- 1531 - resist or hinder government officer concerned with government security
- 1530 - offences against government security, nfd
- 1541 - resist or hinder government official (excluding police, justice officer or government security)
- 1540 - offences against government operations, nfd
- 1500 - offences against justice procedures, government security and operations, nfd

17.

- 1411 - driving while licence cancelled or suspended
- 1412 - driving without a licence
- 1419 - driving licence offences, nec
- 1410 - driving licence offences, nfd
- 1421 - registration offences
- 1422 - roadworthiness offences
- 1420 - road vehicle registration and roadworthiness offences, nfd
- 1432 - exceeding legal speed limit
- 1433 - parking offences
- 1439 - regulatory driving offences, nec
- 1430 - regulatory driving offences, nfd
- 1441 - pedestrian offences
- 1440 - pedestrian offences, nfd
- 1400 - road traffic and motor vehicle regulatory offences, nfd
- 1699 - miscellaneous offences, nec
- 1690 - other miscellaneous offences, nfd
- 1600 - miscellaneous offences, nfd

nec - not elsewhere classified

nfd - not further defined

Appendix C

Glossary of Terms

Abbreviations used in tables:

| | |
|----|---|
| A | - (as in A/J) denotes Adult |
| F | - female |
| FI | - female, Indigenous |
| FO | - female, Other (non-Indigenous) |
| FU | - female, unknown indigenous status |
| I | - (as in I/O/U) denotes Indigenous |
| J | - (as in A/J) denotes Juvenile |
| M | - male |
| MI | - male, Indigenous |
| MO | - male, Other (non-Indigenous) |
| MU | - male, unknown indigenous status |
| O | - (as in A/O/U) denotes Other or non-Indigenous |
| U | - Unknown |
| UI | - Indigenous with unknown sex |
| UO | - non-Indigenous with unknown sex |
| UU | - unknown indigenous status and sex |

| | |
|-------------------------|---|
| ABS | the Australian Bureau of Statistics. |
| Acquittal | a finding by the court that the defendant is not guilty of the offence charged. |
| Actual sentence length | the length of time between date of sentence and the prison exit date served by a prisoner (as opposed to the maximum sentence length established by the sentencing court.) |
| Against person offences | see Offences against the person. |
| ANCO | (Australian National Classification of Offences) a standardised classification of criminal offences developed by the ABS and used by criminal justice organisations to categorise offences. A revised classification known as ASOC (Australian Standard Offence Classification) was introduced in 1997. |
| Appearance | see Final Appearance. |
| Apprehension | the laying of charges either by way of an arrest or summons by a police officer against a person alleged to have committed a criminal offence. Does not include juvenile cautions or minor traffic charges. |
| Arrest | same as Apprehension, see above. |
| ASOC | (Australian Standard Offence Classification) — a revised version of ANCO which takes into account the changes to criminal legislation since 1985 and rectifies some technical deficiencies in ANCO. Published by the ABS in 1997 (ABS Catalogue No. 1234.0). |

Appendix C

| | |
|-------------------------|---|
| Bail | the release of a defendant from custody prior to the hearing of the charge or sentencing. |
| BH | see Conditional Bail. |
| Break & enter | same as Burglary. |
| Break-in | same as Burglary. |
| Burglary | the unlawful entry (forced or unforced) of a structure with the intent to commit an offence. |
| Case management systems | computer applications designed to record all aspects of cases appearing before the courts. |
| Cautioning | a formal method of dealing with young offenders without taking court proceedings. Police officers may caution young offenders instead of charging them if the offence or the circumstances of the offence are not serious. |
| CBO | Community-based order. |
| Census date | the date at which a count is taken of all prisoners held in lock-ups and/or prisons. |
| CEO parole | parole considerations for prisoners serving sentences of 12 months or more remain the prerogative of the Parole Board and Governor, but for shorter sentences the CEO of the Department of Justice is the issuing authority. CEO Parole Orders replace Home Detention Orders which were previously applied to prisoners as an alternative form of imprisonment/parole. |
| Charge | an official attachment of an offence to an individual in order to initiate court proceedings. |
| Children's Court | a Court established to process criminal charges against all persons aged 17 years or under. |
| CHIPS | the name given to the computerised case management system in which Children's Court and Court of Petty Sessions matters are recorded. Community-based order a non-custodial order whereby the offender may be supervised by a community corrections officer and/or required to perform between 40 and 120 hours of unpaid community work and/or undertake counselling and treatment, including residential programmes. CBOs were introduced through the Sentencing Act 1995. |
| Complaint | same as Charge. |

Appendix C

| | |
|---------------------------|---|
| Conditional Bail | defendant is supervised, may have some restrictions on movement and will be subject to one or more conditions while on bail. |
| Conditional release order | a non-custodial order that does not require supervision by a community corrections officer but may have conditions to secure the good behaviour of the offender. The offender may be required to enter a recognisance, with or without surety. CROs were introduced through the Sentencing Act 1995. |
| Conviction | a finding by the court that a person is guilty of the offence charged. |
| Counting period | a period which is designated within which all events are recorded and identified. |
| Court of Petty Sessions | also referred to as police courts, lower courts or Magistrate's courts. These courts deal with charges of simple offences against adult persons, indictable offences triable summarily, preliminary proceedings relating to indictable offences, and matters of an administrative or licensing nature. |
| CRO | see Conditional release order. |
| Custody | legal deprivation of liberty, restriction of freedom by the authorities. |
| DCD | the former Department for Community Development (now Family and Children's Service). |
| Default imprisonment | Imprisonment served as an alternative (default) for the non-payment of a fine. |
| Detention | see Custody. |
| Discharge | the release of a defendant from further court proceedings due to the dismissal or withdrawal of charges. |
| Dismissal | a disposition of the court whereby the sentencer decides there is insufficient evidence of a charge or merit in prosecuting it or where the sentencer decides that a person is guilty but imposes no further penalty. |
| Disposition | an outcome from a court which may include dismissal, acquittal, fine, non-custodial order or imprisonment. |
| Distinct persons | the counting of individuals as distinct, that is, in a one year period a certain individual may be arrested or may appear before the court a number of times, however, in the court of "distinct" persons, the individual is counted only once for the period. |

Appendix C

| | |
|------------------|--|
| District Court | a higher court below the Supreme Court and equivalent to a county court in other jurisdictions. Constituted under the District Court Act 1969. |
| Diversion | a method of dealing with offenders (usually, juveniles) without taking court proceedings. |
| DUI | Driving under the influence of alcohol or drugs — one of the most common criminal traffic charges. |
| Exit forms | forms completed on the release of a prisoner from prison. |
| Expiation | the process by which a penalty or fine associated with the commission of an offence is satisfied. Usually a process by which criminal proceedings can be avoided. |
| Final Appearance | an appearance by an accused person in court, during which at least one charge against the person is finalised. |
| Finalised | a charge or matter is finalised in the courts when it is removed, with or without a hearing, from the list awaiting hearing in the court. |
| Fine default | the default penalty for non-payment of a fine. |
| Fine enforcement | a system introduced through the Fines, Penalties and Infringement Enforcement Act 1995 to increase the proportion of fines paid, minimise enforcement actions and ensure that fine defaulters do not go to prison. The system uses licence suspension as a primary sanction for non-payment of fines. If a licence is not available or suspension is ineffective, defaulters are sequentially subject to the seizure of goods, compulsory community work or, as a last resort, imprisonment. Note that although the legislation took effect on 1 January 1995, there was an initial six months moratorium on the enforcement of the new fine default provisions. |
| Finite | a custodial sentence of a limited time (as opposed to an indeterminate sentence). |

Appendix C

| | |
|------------------------|---|
| Finite sentence | a sentence of a fixed length that must be served completely in prison; that is, without any part of it being served on parole. The old 1/3 remission is abolished under the 2003 legislation, but the new Act instructs sentencing authorities to “impose a fixed term that is 2/3 of the fixed term that it would have imposed had the old provisions been in operation at the time of sentencing”. So, any prisoner who is refused parole eligibility by the court, or is ineligible for CEO parole if the sentence is less than 12 months, or is ultimately denied parole by the Parole Board must serve the full term of the sentence as determined above in prison as a finite sentence. See the document “New Sentencing Regime for Western Australia” on the Dept of Justice website for details about parole eligibility. |
| FPINE Act | Fines, Penalties and Infringement Enforcement Act 1995. |
| Good order offences | an ANCO category which includes offences of vagrancy, public drunkenness, etc. These offences involve no direct offences against person or property or the taking of drugs. |
| HD | see Home detention order. |
| HB | see Monitored Bail. |
| Higher Courts | the Supreme Court and the District Court. |
| Home detention order | an order imposed either as a condition of bail or as an alternative to imprisonment which requires an offender to stay at home. |
| Homicide | the unlawful killing of another person. The ANCO category of homicide includes the offences of murder, attempted murder, manslaughter and driving causing death. |
| IMS | the police Incident-based Management System. A database which contains records of all crimes reported to the police. |
| Indeterminate sentence | a sentence such as “governor’s pleasure” that theoretically has no maximum, the date of release to be determined by the Executive. |
| Indictable offence | an offence which is triable by jury. |
| Indigenous (person) | an individual who considers himself or herself to be Indigenous (definition used by the Department of Justice) or is assessed by a police officer as Indigenous (definition as used by the WA Police Service). |
| Indigenous status | the term used to distinguish between Indigenous and non-Indigenous population groups. |

Appendix C

| | |
|------------------------|---|
| INREP | a system for the expeditious processing of minor fines. |
| Intensive supervision | a non-custodial order much like a CBO but with mandatory supervision. An ISO may also include a curfew requirement such as electronic monitoring for 2-12 hours per day. Community service work may range from 40 to 240 hours. ISOs were introduced through the Sentencing Act 1995. |
| ISO | see Intensive supervision order. |
| Juvenile | a young person aged 17 years or under. |
| Juvenile Justice Teams | formally established under the Young Offenders Act 1995, Teams work with young offenders and, through family group conferences, attempt to negotiate acceptable outcomes between the offender, their parents and the victim. |
| Lock-up | a jail run by police, usually in a police station, and used to detained persons in legal custody. |
| Lower courts | all courts below higher courts, these include Magistrate's courts and Justices of the Peace hearing charges and imposing sentences. See Courts of Petty Sessions. |
| Meal allowance form | a form filled out by police which records the number of meals provided to each prisoner detained in a lockup. |
| Monitored Bail | defendant is restricted to his/her own home or that of a sponsor and must wear an electronic tracking device so his/her presence in the defined residence can be confirmed during the bail period. |
| Most serious offence | where an offender or prisoner has a range of offences, the most serious offence is that determined by an established scale of seriousness (see Seriousness below) or the one attracting the most serious penalty. The order of severity of penalties imposed is: <ul style="list-style-type: none">• Imprisonment• juvenile detention• suspended sentence of imprisonment• conditional release orders (juv) or intensive supervision orders• community-based order• good behaviour bond• loss or suspension of motor driver's licence• Fine• compensation• restitution• other |

Appendix C

| | |
|-----------------------------|--|
| Non-custodial orders | penalties imposed on an offender that do not involve custody or a fine, such as ISOs, CBOs, WDOs and home detention. |
| Offence | a breach of criminal law. |
| Offences against the person | an ANCO category which includes all offences involving direct assault on another person. The category includes homicides, assaults, sexual assaults, deprivation of liberty and robbery but excludes property offences. |
| OIS | the Offence Information System. A database which contains records of all crimes reported to the police. An electronic copy of the P49 police form. |
| Overcounting | the counting of more offences or offenders, or any unit of interest than actually exist. An error associated with techniques designed to record the number of units. |
| P10 | a police form used to record the property of individuals taken into custody. |
| P10A | the computerised Lock-up Admission System used by the police to record admissions to and exits from police custody. |
| P18 | a police form used to record an apprehension. |
| P49 | a form used to record crimes or offences reported to the police. |
| Panel | the Children's (Suspended Proceedings) Panel, a group of selected individuals established to hear offences committed by first-time juvenile offenders who admit the offence. Now defunct. |
| Parole order | is the mechanism which allows prisoners to serve a portion of their sentence in the community. They are still serving terms of imprisonment, but are doing so under varying levels of supervision and possibly other conditions. The current parole eligibility requirements are that parole is set at 50% of the sentence for those serving four years or less, while those serving more than four years are eligible for parole two years prior to the end of their sentence. These requirements are described in the Sentence Administration Act 2003 and the Sentencing Legislation Amendment and Repeal Act 2003. |
| Penalty | any order or sanction specified by a sentencer as a result of conviction on criminal charges. |
| Petty Sessions | see Court of Petty Sessions. |
| Police property sheets | see P10. |

Appendix C

| | |
|--------------------------|--|
| Property offences | offences related to the theft or damage of property. |
| PSO | (Pre-Sentence Order) the purpose of this Order is to give an offender who is facing a term of imprisonment an opportunity to take steps to address his/her offending behaviour prior to the court proceeding with sentencing. Each Order imposes at least one of a supervision, program or curfew requirement upon the offender. Compliance is monitored by Department of Justice Officers. |
| Receivals or Receptions | persons entering prisons. Usually used as a method of counting prison statistics. Receivals exclude transfers between prisons and re-captures after escapes. Receivals do not count individuals, as the same person can be received a number of times each year. Receivals also do not reflect the length of sentence. |
| Receiving prison | the prison that receives (initially processes) the prisoner. |
| Reception history sheets | the form filled out at the time of receipt of a prisoner. |
| Robbery | the unlawful taking of property from a person by force or threat of force. |
| RRO | (Re-Entry Release Order) the purpose of this Order is to allow prisoners to be released to seek or undertake gainful employment, vocational training or gratuitous employment; or to engage in such other activities as ordered by the CEO that will facilitate the prisoner's re-entry into the community. These can include attending educational, vocational or personal development programs or undergoing counselling in relation to behavioural matters. |
| Security rating | a rating given to a prisoner to reflect the level of security that must be observed. |
| Sentence | see Penalty. |
| Seriousness | a rating of offences according to their gravity or seriousness. A draft seriousness index is included as Appendix B. |
| SP | State parole. |
| SRCASE | the name given to the computerised Case Management System in which Supreme and District Court matters are recorded. |
| Summons | a notification of a charge without the detention of the defendant. An alternative to an arrest. |

Appendix C

| | |
|----------------------------|--|
| Supreme Court | the superior higher court, constituted under the Supreme Court Act 1935. It has exclusive jurisdiction in regard to certain cases, including serious indictable offences such as murder and treason. |
| Suspended proceedings | an alternative disposition for juveniles. |
| Suspended sentence | a term of imprisonment that is suspended for a period. Section 76(1) of the Sentencing Act 1995 provides that a court which sentences a person to a term or an aggregate term of imprisonment of five years or less may order that the sentence be suspended for a period not exceeding two years. |
| Teams | see Juvenile Justice Teams. |
| Termination status | reasons why a non-custodial order is terminated. |
| Type of release | a prisoner may be released from prison in a number of ways directly to freedom, extradition or deportation. |
| TOMS | acronym for Total Offender Management system. A computer system for the collection and management of prison/prisoner information. Implemented by the Department of Justice in July 2000. |
| Undercounting | the counting of less offences or offenders, or any unit of interest than actually exist. An error associated with techniques designed to record the number of units. |
| Unlawful entry | same as Burglary. |
| Warrant summaries | a summary of all offences for which a person is legally held, either before or after conviction. |
| WDO | see Work and development order. |
| Withdrawn | charges against a defendant may be withdrawn, that is, reversed. |
| Work and development order | under the fine enforcement system, this is the final alternative to imprisonment for people who are in default of fine. The order requires that the offender perform a stated number of hours of work in and for the community. |